

INTERNATIONAL
STANDARD

ISO
14067

First edition
2018-08

**Greenhouse gases — Carbon footprint
of products — Requirements and
guidelines for quantification**

*Gaz à effet de serre — Empreinte carbone des produits — Exigences
et lignes directrices pour la quantification*



Contents

Page

Foreword	v
Introduction	vi
1 Scope	1
2 Normative references	1
3 Terms, definitions and abbreviated terms	1
3.1 Terms and definitions	1
3.1.1 Quantification of the carbon footprint of a product	2
3.1.2 Greenhouse gases	4
3.1.3 Products, product systems and processes	5
3.1.4 Life cycle assessment	7
3.1.5 Organizations	8
3.1.6 Data and data quality	9
3.1.7 Biogenic material and land use	10
3.2 Abbreviated terms	11
4 Application	11
5 Principles	11
5.1 General	11
5.2 Life cycle perspective	11
5.3 Relative approach and functional or declared unit	12
5.4 Iterative approach	12
5.5 Priority of scientific approach	12
5.6 Relevance	12
5.7 Completeness	12
5.8 Consistency	12
5.9 Coherence	12
5.10 Accuracy	12
5.11 Transparency	13
5.12 Avoidance of double-counting	13
6 Methodology for quantification of the CFP and partial CFP	13
6.1 General	13
6.2 Use of CFP-PCR	13
6.3 Goal and scope definition	14
6.3.1 Goal of a CFP study	14
6.3.2 Scope of a CFP study	14
6.3.3 Functional or declared unit	15
6.3.4 System boundary	15
6.3.5 Data and data quality	16
6.3.6 Time boundary for data	17
6.3.7 Use stage and use profile	18
6.3.8 End-of-life stage	18
6.4 Life cycle inventory analysis for the CFP	19
6.4.1 General	19
6.4.2 Data collection	20
6.4.3 Validation of data	20
6.4.4 Relating data to unit process and functional or declared unit	20
6.4.5 Refining the system boundary	20
6.4.6 Allocation	21
6.4.7 CFP performance tracking	22
6.4.8 Assessing the effect of the timing of GHG emissions and removals	23
6.4.9 Treatment of specific GHG emissions and removals	23
6.5 Impact assessment for CFP or partial CFP	29
6.5.1 General	29

6.5.2	Impact assessment of biogenic carbon	29
6.6	Interpretation of CFP or partial CFP	29
7	CFP study report	30
7.1	General	30
7.2	GHG values in the CFP study report	30
7.3	Required information for the CFP study report	31
7.4	Optional information for the CFP study report	32
8	Critical review	32
Annex A (normative) Limitations of the CFP		33
Annex B (normative) Comparison based on the CFP of different products		35
Annex C (normative) The CFP systematic approach		36
Annex D (informative) Possible procedures for the treatment of recycling in CFP studies		38
Annex E (informative) Guidance on quantifying GHG emissions and removals for agricultural and forestry products		42
Bibliography		45

Foreword

ISO (the International Organization for Standardization) is a worldwide federation of national standards bodies (ISO member bodies). The work of preparing International Standards is normally carried out through ISO technical committees. Each member body interested in a subject for which a technical committee has been established has the right to be represented on that committee. International organizations, governmental and non-governmental, in liaison with ISO, also take part in the work. ISO collaborates closely with the International Electrotechnical Commission (IEC) on all matters of electrotechnical standardization.

The procedures used to develop this document and those intended for its further maintenance are described in the ISO/IEC Directives, Part 1. In particular, the different approval criteria needed for the different types of ISO documents should be noted. This document was drafted in accordance with the editorial rules of the ISO/IEC Directives, Part 2 (see www.iso.org/directives).

Attention is drawn to the possibility that some of the elements of this document may be the subject of patent rights. ISO shall not be held responsible for identifying any or all such patent rights. Details of any patent rights identified during the development of the document will be in the Introduction and/or on the ISO list of patent declarations received (see www.iso.org/patents).

Any trade name used in this document is information given for the convenience of users and does not constitute an endorsement.

For an explanation of the voluntary nature of standards, the meaning of ISO specific terms and expressions related to conformity assessment, as well as information about ISO's adherence to the World Trade Organization (WTO) principles in the Technical Barriers to Trade (TBT) see www.iso.org/iso/foreword.html.

This document was prepared by Technical Committee ISO/TC 207, *Environmental management*, Subcommittee SC 7, *Greenhouse gas management and related activities*.

This first edition cancels and replaces ISO/TS 14067:2013, which has been technically revised. It constitutes a reduction in scope as follows:

- principles, requirements and guidance on communication of the carbon footprint of a product (CFP) and the partial CFP are now covered in ISO 14026;
- principles, requirements and guidance on verification are now covered in ISO 14064-3;
- principles, requirements and guidance on PCR are now covered in ISO/TS 14027;
- requirements for the treatment of biogenic carbon and electricity have been revised and clarified;
- the definitions have been aligned within the ISO 14064 series for ease of interpretation.

This document is the generic standard for the quantification of the carbon footprint of products.

Any feedback or questions on this document should be directed to the user's national standards body. A complete listing of these bodies can be found at www.iso.org/members.html.

Introduction

Climate change arising from anthropogenic activity has been identified as one of the greatest challenges facing the world and will continue to affect business and citizens over future decades.

Climate change has implications for both human and natural systems and could lead to significant impacts on resource availability, economic activity and human wellbeing. In response, international, regional, national and local initiatives are being developed and implemented by public and private sectors to mitigate greenhouse gas (GHG) concentrations in the Earth's atmosphere as well as to facilitate adaptation to climate change.

There is a need for an effective and progressive response to the urgent threat of climate change on the basis of the best available scientific knowledge. ISO produces documents that support the transformation of scientific knowledge into tools that will help address climate change.

GHG initiatives on mitigation rely on the quantification, monitoring, reporting and verification of GHG emissions and/or removals.

The ISO 14060 family provides clarity and consistency for quantifying, monitoring, reporting and validating or verifying GHG emissions and removals to support sustainable development through a low-carbon economy. It also benefits organizations, project proponents and stakeholders worldwide by providing clarity and consistency on quantifying, monitoring, reporting, and validating or verifying GHG emissions and removals. Specifically, the use of the ISO 14060 family:

- enhances the environmental integrity of GHG quantification;
- enhances the credibility, consistency, and transparency of GHG quantification, monitoring, reporting, validation and verification;
- facilitates the development and implementation of GHG management strategies and plans;
- facilitates the development and implementation of mitigation actions through emission reductions or removal enhancements;
- facilitates the ability to track performance and progress in the reduction of GHG emissions and/or increase in GHG removals.

Applications of the ISO 14060 family include:

- corporate decisions, such as identifying GHG emission reduction opportunities and increasing profitability by reducing energy consumption;
- carbon risk management, such as the identification and management of risks and opportunities;
- voluntary initiatives, such as participation in voluntary GHG registries or sustainability reporting initiatives;
- GHG markets, such as the buying and selling of GHG allowances or credits;
- regulatory/government GHG programmes, such as credit for early action, agreements or national and local reporting initiatives.

ISO 14064-1 details principles and requirements for designing, developing, managing and reporting organization-level GHG inventories.

It includes requirements for determining GHG emission and removal boundaries, quantifying an organization's GHG emissions and removals, and identifying specific company actions or activities aimed at improving GHG management.

It also includes requirements and guidance on inventory quality management, reporting, internal auditing and the organization's responsibilities in verification activities.

ISO 14064-2 details principles and requirements for determining baselines and for the monitoring, quantifying and reporting of project emissions. It focuses on GHG projects or project-based activities specifically designed to reduce GHG emissions and/or enhance GHG removals. It provides the basis for GHG projects to be validated and verified.

ISO 14064-3 details requirements for verifying GHG statements related to GHG inventories, GHG projects, and carbon footprints of products. It describes the process for validation or verification, including validation or verification planning, assessment procedures, and the evaluation of organizational, project and product GHG statements.

ISO 14065 defines requirements for bodies that validate and verify GHG statements. Its requirements cover impartiality, competence, communication, validation and verification processes, appeals, complaints, and the management system of validation and verification bodies. It can be used as a basis for accreditation and other forms of recognition in relation to the impartiality, competence, and consistency of validation and verification bodies.

ISO 14066 specifies competence requirements for validation teams and verification teams. It includes principles and specifies competence requirements based on the tasks that validation teams or verification teams must be able to perform.

This document defines the principles, requirements and guidelines for the quantification of the carbon footprint of products. The aim of this document is to quantify GHG emissions associated with the life cycle stages of a product, beginning with resource extraction and raw material sourcing and extending through the production, use and end-of-life stages of the product.

ISO/TR 14069 assists users in the application of ISO 14064-1, providing guidelines and examples for improving transparency in the quantification of emissions and their reporting. It does not provide additional guidance to ISO 14064-1.

Figure 1 illustrates the relationship among the ISO 14060 family of GHG standards.

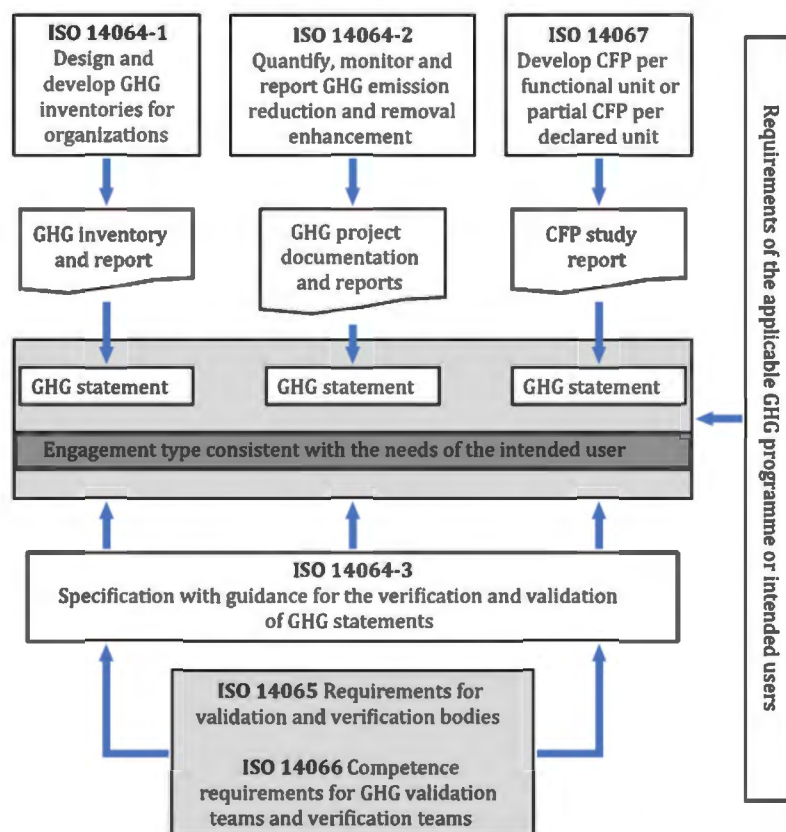


Figure 1 — Relationship among the ISO 14060 family of GHG standards

ISO 14067:2018(E)

NOTE In this document, GHG statements are the CFP or the partial CFP.

GHGs can be emitted and removed throughout the life cycle of a product which includes acquisition of raw material, design, production, transportation/delivery, use and the end-of-life treatment. Quantification of the carbon footprint of a product (CFP) will assist in the understanding and action to increase GHG removals and reduce GHG emissions throughout the life cycle of a product. This document details principles, requirements and guidelines for the quantification of CFPs, i.e. goods and services, based on GHG emissions and removals over their life cycle. Requirements and guidelines for the quantification of a partial CFP are also provided. Communication related to the CFP or the partial CFP is covered in ISO 14026. The development of product category rules (PCR) is covered in ISO/TS 14027.

This document is based on principles, requirements and guidelines identified in existing International Standards on life cycle assessment (LCA), ISO 14040 and ISO 14044, and aims to set specific requirements for the quantification of a CFP and a partial CFP.

This document is expected to benefit organizations, governments, industry, service providers, communities and other interested parties by providing clarity and consistency in quantifying CFPs. Specifically, using LCA in accordance with this document, with climate change as the single impact category, can offer benefits through:

- avoiding burden-shifting from one stage of a product life cycle to another or between product life cycles;
- providing requirements for the quantification of the CFP;
- facilitating CFP performance tracking in reducing GHG emissions;
- providing a better understanding of the CFP such that potential opportunities for increases in GHG removals and reductions of GHG emissions might be identified;
- helping to promote a sustainable low carbon economy;
- enhancing the credibility, consistency and transparency of the quantification and reporting of the CFP;
- facilitating the evaluation of alternative product design and sourcing options, production and manufacturing methods, raw material choices, transportation, recycling and other end-of-life processes;
- facilitating the development and implementation of GHG management strategies and plans across product life cycles, as well as the detection of additional efficiencies in the supply chain;
- preparing reliable CFP information.

NOTE In respect to the terminology of ISO 14026 regarding footprint communication, climate change is considered as an example of an “area of concern”.

[Figure 2](#) illustrates the connection between this document and standards outside the GHG management family of standards.

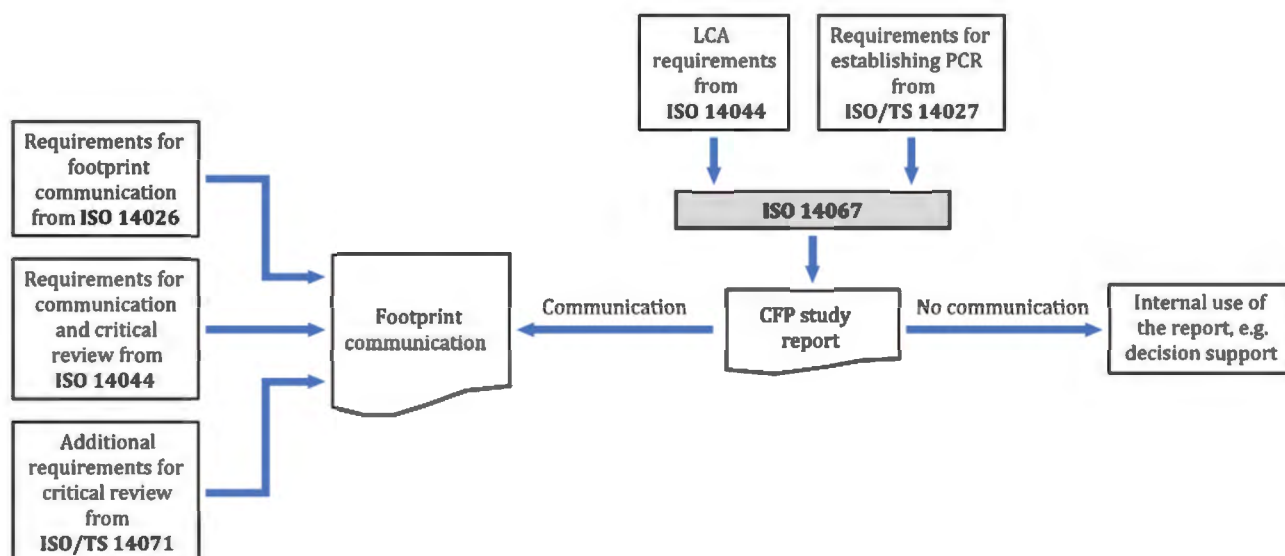


Figure 2 — Relationship between this document and standards beyond the GHG management family of standards

CFPs prepared in accordance with this document contribute to the objectives of GHG-related policies and/or regimes.

Limitations of CFPs based on this document are described in [Annex A](#).

Greenhouse gases — Carbon footprint of products — Requirements and guidelines for quantification

1 Scope

This document specifies principles, requirements and guidelines for the quantification and reporting of the carbon footprint of a product (CFP), in a manner consistent with International Standards on life cycle assessment (LCA) (ISO 14040 and ISO 14044).

Requirements and guidelines for the quantification of a partial CFP are also specified.

This document is applicable to CFP studies, the results of which provide the basis for different applications (see [Clause 4](#)).

This document addresses only a single impact category: climate change. Carbon offsetting and communication of CFP or partial CFP information are outside the scope of this document.

This document does not assess any social or economic aspects or impacts, or any other environmental aspects and related impacts potentially arising from the life cycle of a product.

2 Normative references

The following documents are referred to in the text in such a way that some or all of their content constitutes requirements of this document. For dated references, only the edition cited applies. For undated references, the latest edition of the referenced document (including any amendments) applies.

ISO/TS 14027:2017, *Environmental labels and declarations — Development of product category rules*

ISO 14044:2006, *Environmental management — Life cycle assessment — Requirements and guidelines*

ISO/TS 14071, *Environmental management — Life cycle assessment — Critical review processes and reviewer competencies: Additional requirements and guidelines to ISO 14044:2006*

3 Terms, definitions and abbreviated terms

3.1 Terms and definitions

For the purposes of this document, the following terms and definitions apply.

ISO and IEC maintain terminological databases for use in standardization at the following addresses:

- ISO Online browsing platform: available at <https://www.iso.org/obp>
- IEC Electropedia: available at <http://www.electropedia.org/>

3.1.1 Quantification of the carbon footprint of a product

3.1.1.1

carbon footprint of a product

CFP

sum of *GHG emissions* (3.1.2.5) and *GHG removals* (3.1.2.6) in a *product system* (3.1.3.2), expressed as *CO₂ equivalents* (3.1.2.2) and based on a *life cycle assessment* (3.1.4.3) using the single *impact category* (3.1.4.8) of climate change

Note 1 to entry: A CFP can be disaggregated into a set of figures identifying specific GHG emissions and removals (see [Table 1](#)). A CFP can also be disaggregated into the stages of the *life cycle* (3.1.4.2).

Note 2 to entry: The results of the quantification of the CFP are documented in the *CFP study report* (3.1.1.5) expressed in mass of CO₂e per *functional unit* (3.1.3.7).

3.1.1.2

partial carbon footprint of a product

partial CFP

sum of *GHG emissions* (3.1.2.5) and *GHG removals* (3.1.2.6) of one or more selected *process(es)* (3.1.3.5) in a *product system* (3.1.3.2), expressed as *CO₂ equivalents* (3.1.2.2) and based on the selected stages or processes within the *life cycle* (3.1.4.2)

Note 1 to entry: A partial CFP is based on or compiled from data related to (a) specific process(es) or footprint information modules, which is (are) part of a product system and can form the basis for quantification of a CFP. More detailed information on information modules is given in ISO 14025:2006, 5.4.

Note 2 to entry: "Footprint information modules" is defined in ISO 14026:2017, 3.1.4.

Note 3 to entry: The results of the quantification of the partial CFP are documented in the *CFP study report* (3.1.3.5) expressed in mass of CO₂e per *declared unit* (3.1.3.8).

3.1.1.3

carbon footprint of a product systematic approach

CFP systematic approach

set of procedures to facilitate the *quantification of the CFP* (3.1.1.6) for two or more *products* (3.1.3.1) of the same *organization* (3.1.5.1)

3.1.1.4

carbon footprint of a product study

CFP study

all activities that are necessary to quantify and report a *CFP* (3.1.1.1) or a *partial CFP* (3.1.1.2)

3.1.1.5

carbon footprint of a product study report

CFP study report

report that documents the *CFP study* (3.1.1.4), presents the *CFP* (3.1.1.1) or *partial CFP* (3.1.1.2), and shows the decisions taken within the study

Note 1 to entry: The CFP study report demonstrates that the provisions of this document are met.

3.1.1.6

quantification of the carbon footprint of a product

quantification of the CFP

activities that result in the determination of a *CFP* (3.1.1.1) or a *partial CFP* (3.1.1.2)

Note 1 to entry: Quantification of the CFP or the partial CFP is part of the *CFP study* (3.1.1.4).

3.1.1.7**carbon offsetting**

mechanism for compensating for all or a part of the *CFP* (3.1.1.1) or the *partial CFP* (3.1.1.2) through the prevention of the release of, reduction in, or removal of an amount of *GHG emissions* (3.1.2.5) in a *process* (3.1.3.5) outside the *product system* (3.1.3.2) under study

EXAMPLE Investment outside the relevant product system, e.g. in renewable energy technologies, energy efficiency measures, afforestation/reforestation.

Note 1 to entry: Carbon offsetting is not allowed in the *quantification of a CFP* (3.1.1.6) or a partial CFP, and communication of carbon offsetting is outside of the scope of this document (see 6.3.4.1).

Note 2 to entry: Footprint communication and relevant claims regarding carbon offsetting and carbon neutrality are covered in ISO 14026 and ISO 14021.

Note 3 to entry: Adapted from the definition of “offsetting” in ISO 14021:2016, 3.1.12.

3.1.1.8**product category**

group of *products* (3.1.3.1) that can fulfil equivalent functions

[SOURCE: ISO 14025:2006, 3.12]

3.1.1.9**product category rules****PCR**

set of specific rules, requirements and guidelines for developing Type III environmental declarations and footprint communications for one or more *product categories* (3.1.1.8)

Note 1 to entry: PCR include quantification rules conforming to ISO 14044.

Note 2 to entry: ISO/TS 14027 describes the development of PCR applicable to this document.

Note 3 to entry: “Footprint communication” is defined in ISO 14026:2017, 3.1.1.

[SOURCE: ISO/TS 14027:2017, 3.1, modified – Notes 1, 2 and 3 to entry have replaced the original Note 1 to entry.]

3.1.1.10**carbon footprint of a product – product category rules****CFP-PCR**

set of specific rules, requirements and guidelines for *CFP* (3.1.1.1) or *partial CFP* (3.1.1.2) quantification and communication for one or more *product categories* (3.1.1.8)

Note 1 to entry: CFP-PCR include quantification rules conforming to ISO 14044.

Note 2 to entry: ISO/TS 14027 describes the development of *PCR* (3.1.1.9) applicable to this document.

3.1.1.11**carbon footprint of a product performance tracking****CFP performance tracking**

comparing the *CFP* (3.1.1.1) or the *partial CFP* (3.1.1.2) of one specific *product* (3.1.3.1) of the same *organization* (3.1.5.1) over time

Note 1 to entry: It includes calculating the change to the CFP for one specific product, or between superseding products with the same *functional unit* (3.1.3.7) or *declared unit* (3.1.3.8) over time.

3.1.2 Greenhouse gases

3.1.2.1

greenhouse gas

GHG

gaseous constituent of the atmosphere, both natural and anthropogenic, that absorbs and emits radiation at specific wavelengths within the spectrum of infrared radiation emitted by the Earth's surface, the atmosphere and clouds

Note 1 to entry: For a list of GHGs, see the latest IPCC Assessment Report[16].

Note 2 to entry: Water vapour and ozone, which are anthropogenic as well as natural GHGs, are not included in the *CFP* (3.1.1.1) and *partial CFP* (3.1.1.2).

Note 3 to entry: The focus of this document is limited to long-lived GHGs and it therefore excludes climate effects due to changes in surface reflectivity (albedo) and short-lived radiative forcing agents (e.g. black carbon and aerosols).

[SOURCE: ISO 14064-1:2006, 2.1, modified — Notes 1, 2 and 3 to entry have replaced the original Note 1 to entry, which listed examples of GHGs.]

3.1.2.2

carbon dioxide equivalent

CO₂ equivalent

CO₂e

unit for comparing the radiative forcing of a *GHG* (3.1.2.1) to that of carbon dioxide

Note 1 to entry: Mass of a GHG is converted into CO₂ equivalents by multiplying the mass of the GHG by the corresponding *GWP* (3.1.2.4) or *GTP* (3.1.2.3) of that gas.

Note 2 to entry: In the case of *GTP*, CO₂ equivalent is the unit for comparing the change in global mean surface temperature caused by a GHG to the temperature change caused by CO₂.

[SOURCE: ISO 14064-1:2006, 2.19, modified — An additional preferred term has been included, Note 1 to entry has been reworded to provide clarification, and Note 2 has been replaced with a new Note 2 to entry.]

3.1.2.3

global temperature change potential

GTP

index measuring the change in global mean surface temperature at a chosen point in time in response to a *GHG* (3.1.2.1) emission pulse, relative to the change in temperature attributed to carbon dioxide (CO₂)

Note 1 to entry: "Index" as used this document is a "characterization factor" as defined in ISO 14040:2006, 3.37.

Note 2 to entry: The *GTP* is based on temperature change for a selected year.

Note 3 to entry: Derived from the Working Group 1 IPCC Fifth Assessment Report (AR5), Climate Change 2013: The Physical Science Basis.

[SOURCE: IPCC (2013)[16].]

3.1.2.4

global warming potential

GWP

index, based on radiative properties of *GHGs* (3.1.2.1), measuring the radiative forcing following a pulse emission of a unit mass of a given GHG in the present-day atmosphere integrated over a chosen time horizon, relative to that of carbon dioxide (CO₂)

Note 1 to entry: "Index" as used in this document is a "characterization factor" as defined in ISO 14040:2006, 3.37.

Note 2 to entry: A "pulse emission" is an emission at one point in time.

3.1.2.5**greenhouse gas emission****GHG emission**

release of a *GHG* (3.1.2.1) into the atmosphere

3.1.2.6**greenhouse gas removal****GHG removal**

withdrawal of a *GHG* (3.1.2.1) from the atmosphere

3.1.2.7**greenhouse gas emission factor****GHG emission factor**

coefficient relating activity data with the *GHG emission* (3.1.2.5)

3.1.3 Products, product systems and processes**3.1.3.1****product**

goods or service

Note 1 to entry: The product can be categorized as follows:

- service (e.g. transport, implementation of events);
- software (e.g. computer program);
- hardware (e.g. engine mechanical part);
- processed material (e.g. lubricant, ore, fuel);
- unprocessed material (e.g. agricultural product).

Note 2 to entry: Services have tangible and intangible elements. Provision of a service can involve, for example, the following:

- an activity performed on a customer-supplied tangible product (e.g. automobile to be repaired);
- an activity performed on a customer-supplied intangible product (e.g. the income statement needed to prepare a tax return);
- the delivery of an intangible product (e.g. the delivery of information in the context of knowledge transmission);
- the creation of ambience for the customer (e.g. in hotels and restaurants).

[SOURCE: ISO 14044:2006, 3.9, modified – Note 1 to entry and the example have been slightly modified, and Note 3 to entry dealing with the origin of the definition has been omitted.]

3.1.3.2**product system**

collection of *unit processes* (3.1.3.6) with *elementary flows* (3.1.3.10) and product flows, performing one or more defined functions and which models the *life cycle* (3.1.4.2) of a *product* (3.1.3.1)

Note 1 to entry: “Product flow” is defined in ISO 14040:2006, 3.27.

[SOURCE: ISO 14044:2006, 3.28, modified – Note 1 to entry has been added.]

3.1.3.3**co-product**

any of two or more *products* (3.1.3.1) coming from the same *unit process* (3.1.3.6) or *product system* (3.1.3.2)

[SOURCE: ISO 14040:2006, 3.10]

**3.1.3.4
system boundary**

boundary based on a set of criteria representing which *unit processes* (3.1.3.6) are a part of the system under study

[SOURCE: ISO 14044:2006, 3.32, modified — “boundary based on a” has been added, “part of a product system” has been changed to “part of the system under study, and the Note to entry has been deleted.]

**3.1.3.5
process**

set of interrelated or interacting activities that transforms inputs into outputs

[SOURCE: ISO 14044:2006, 3.11]

**3.1.3.6
unit process**

smallest element considered in the *life cycle inventory analysis* (3.1.4.4) for which input and output data are quantified

[SOURCE: ISO 14040:2006, 3.34]

**3.1.3.7
functional unit**

quantified performance of a *product system* (3.1.3.2) for use as a reference unit

Note 1 to entry: As the *CFP* (3.1.1.1) treats information on a *product* (3.1.3.1) basis, an additional calculation based on a *declared unit* (3.1.3.8) can be presented (see also 6.3.3).

[SOURCE: ISO 14040:2006, 3.20, modified — Note 1 to entry has been added.]

**3.1.3.8
declared unit**

quantity of a *product* (3.1.3.1) for use as a reference unit in the quantification of a *partial CFP* (3.1.1.2)

EXAMPLE Mass (1 kg of primary steel), volume (1 m³ of crude oil).

[SOURCE: ISO 21930:2017, 3.1.11, modified — The definition was broadened to apply to all products and the quantification of a partial CFP, and the Note 1 to entry was deleted.]

**3.1.3.9
reference flow**

measure of the inputs to or outputs from *processes* (3.1.3.5) in a given *product system* (3.1.3.2) required to fulfil the function expressed by the *functional unit* (3.1.3.7)

Note 1 to entry: For an example of applying the concept of a reference flow, see the example in 6.3.3.

Note 2 to entry: In the case of a *partial CFP* (3.1.1.2), the reference flow refers to the declared unit (3.1.3.8).

[SOURCE: ISO 14040:2006, 3.29, modified — “inputs to” and Notes 1 and 2 to entry have been added.]

**3.1.3.10
elementary flow**

material or energy entering the system being studied that has been drawn from the environment without previous human transformation, or material or energy leaving the system being studied that is released into the environment without subsequent human transformation

Note 1 to entry: “Environment” is defined in ISO 14001:2015, 3.2.1.

[SOURCE: ISO 14044:2006, 3.12, modified — Note 1 to entry has been added.]

3.1.3.11**service life**

period of time during which a *product* (3.1.3.1) in use meets or exceeds the performance requirements

[SOURCE: ISO 15686-1:2011, 3.25, modified — More general wording has been used.]

3.1.4 Life cycle assessment**3.1.4.1****cut-off criteria**

specification of the amount of material or energy flow or the level of significance of *GHG emissions* (3.1.2.5) associated with *unit processes* (3.1.3.6) or the *product system* (3.1.3.2) to be excluded from a *CFP study* (3.1.1.4)

Note 1 to entry: “Energy flow” is defined in ISO 14040:2006, 3.13.

[SOURCE: ISO 14044:2006, 3.18, modified — The term “environmental significance” has been changed to “significance of GHG emissions”, “study” has been changed to “CFP study” and Note 1 to entry has been added.]

3.1.4.2**life cycle**

consecutive and interlinked stages related to a *product* (3.1.3.1), from raw material acquisition or generation from natural resources to end-of-life treatment

Note 1 to entry: “Raw material” is defined in ISO 14040:2006, 3.15.

Note 2 to entry: Stages of a life cycle related to a product include raw material acquisition, production, distribution, use and end-of-life treatment.

[SOURCE: ISO 14044:2006, 3.1, modified — Reference to “final disposal” has been changed to “end-of-life treatment” and Notes 1 and 2 to entry have been added.]

3.1.4.3**life cycle assessment****LCA**

compilation and evaluation of the inputs, outputs and the potential environmental impacts of a *product system* (3.1.3.2) throughout its *life cycle* (3.1.4.2)

Note 1 to entry: “Environmental impact” is defined in ISO 14001:2015, 3.2.4.

[SOURCE: ISO 14044:2006, 3.2, modified — Note 1 to entry has been added.]

3.1.4.4**life cycle inventory analysis****LCI**

phase of *life cycle assessment* (3.1.4.3) involving the compilation and quantification of inputs and outputs for a *product* (3.1.3.1) throughout its *life cycle* (3.1.4.2)

[SOURCE: ISO 14044:2006, 3.3]

3.1.4.5**life cycle impact assessment****LCIA**

phase of *life cycle assessment* (3.1.4.3) aimed at understanding and evaluating the magnitude and significance of the potential environmental impacts for a *product system* (3.1.3.2) throughout the *life cycle* (3.1.4.2) of the *product* (3.1.3.1)

[SOURCE: ISO 14044:2006, 3.4]

3.1.4.6

life cycle interpretation

phase of *life cycle assessment* (3.1.4.3) in which the findings of either the *life cycle inventory analysis* (3.1.4.4) or the *life cycle impact assessment* (3.1.4.5), or both, are evaluated in relation to the defined goal and scope in order to reach conclusions and recommendations

[SOURCE: ISO 14044:2006, 3.5, modified – The “inventory analysis” has been expanded by using the term “life cycle inventory analysis”.]

3.1.4.7

sensitivity analysis

systematic procedures for estimating the effects of the choices made regarding methods and data on the outcome of a *CFP study* (3.1.1.4)

[SOURCE: ISO 14044:2006, 3.31, modified – Specific reference to a CFP study has been added.]

3.1.4.8

impact category

class representing environmental issues of concern to which *life cycle inventory analysis* (3.1.4.4) results may be assigned

[SOURCE: ISO 14040:2006, 3.39]

3.1.4.9

waste

substances or objects that the holder intends or is required to dispose of

Note 1 to entry: This definition is taken from the *Basel Convention on the Control of Transboundary Movements of Hazardous Wastes and Their Disposal* (22 March 1989), but is not confined in this document to hazardous waste.

[SOURCE: ISO 14040:2006, 3.35]

3.1.4.10

critical review

activity intended to ensure consistency between the *CFP study* (3.1.1.4) and the principles and requirements of this document

Note 1 to entry: Requirements for critical review are described in ISO/TS 14071.

[SOURCE: ISO 14040:2006, 3.45, modified – “process” has been replaced by “activity”, “life cycle assessment” by “CFP study”, and “the International Standards on life cycle assessment” by “this document”.]

3.1.4.11

area of concern

aspect of the natural environment, human health or resources of interest to society

EXAMPLE Water, climate change, biodiversity.

[SOURCE: ISO 14026:2017, 3.2.1]

3.1.5 Organizations

3.1.5.1

organization

person or group of people that has its own functions with responsibilities, authorities and relationships to achieve its objectives

Note 1 to entry: The concept of organization includes, but is not limited to, sole-trader, company, corporation, firm, enterprise, authority, partnership, charity or institution, or part or combination thereof, whether incorporated or not, public or private.

[SOURCE: ISO 14001:2015, 3.1.4]

3.1.5.2

supply chain

those involved, through upstream and downstream linkages, in *processes* (3.1.3.5) and activities relating to the provision of *products* (3.1.3.1) to the user

Note 1 to entry: In practice, the expression “interlinked chain” applies from suppliers to those involved in end-of-life processing, which may include vendors, manufacturing facilities, logistics providers, internal distribution centres, distributors, wholesalers and other entities that lead to the end user.

[SOURCE: ISO/TR 14062:2002, 3.9, modified – Examples have been added to Note 1 to entry, and Note 2 to entry has been deleted.]

3.1.6 Data and data quality

3.1.6.1

primary data

quantified value of a *process* (3.1.3.5) or an activity obtained from a direct measurement or a calculation based on direct measurements

Note 1 to entry: Primary data need not necessarily originate from the *product system* (3.1.3.2) under study because primary data might relate to a different but comparable product system to that being studied.

Note 2 to entry: Primary data can include *GHG emission factors* (3.1.2.7) and/or GHG activity data (defined in ISO 14064-1:2006, 2.11).

3.1.6.2

site-specific data

primary data obtained within the *product system* (3.1.3.2)

Note 1 to entry: All site-specific data are *primary data* (3.1.6.1) but not all primary data are site-specific data because they may be obtained from a different product system.

Note 2 to entry: Site-specific data include *GHG emissions* (3.1.2.5) from GHG sources as well as *GHG removals* (3.1.2.6) by GHG sinks for one specific unit process within a site.

3.1.6.3

secondary data

data which do not fulfil the requirements for *primary data* (3.1.6.1)

Note 1 to entry: Secondary data can include data from databases and published literature, default emission factors from national inventories, calculated data, estimates or other representative data, validated by competent authorities.

Note 2 to entry: Secondary data can include data obtained from proxy processes or estimates.

3.1.6.4

uncertainty

parameter associated with the result of quantification that characterizes the dispersion of the values that could be reasonably attributed to the quantified amount

Note 1 to entry: Uncertainty can include, for example:

- parameter uncertainty, e.g. *GHG emission factors* (3.1.2.7), activity data;
- scenario uncertainty, e.g. use stage scenario, end-of-life stage scenario;
- model uncertainty.

Note 2 to entry: Uncertainty information typically specifies quantitative estimates of the likely dispersion of values and a qualitative description of the likely causes of the dispersion.

3.1.7 Biogenic material and land use

3.1.7.1

biomass

material of biological origin, excluding material embedded in geological formations and material transformed to fossilized material

Note 1 to entry: Biomass includes organic material (both living and dead), e.g. trees, crops, grasses, tree litter, algae, animals, manure and *waste* (3.1.4.9) of biological origin.

Note 2 to entry: In this document, biomass excludes peat.

[SOURCE: ISO 14021:2016, 3.1.1, modified – “excluding peat” has been deleted and a Note 2 to entry has been added.]

3.1.7.2

biogenic carbon

carbon derived from *biomass* (3.1.7.1)

3.1.7.3

fossil carbon

carbon that is contained in fossilized material

Note 1 to entry: Examples of fossilized material are coal, oil and natural gas and peat.

3.1.7.4

land use

LU

human use or management of land within the relevant boundary

Note 1 to entry: In this document, the relevant boundary is the boundary of the system under study

Note 2 to entry: Land use is often referred to as “land occupation” in life cycle assessment (LCA).

3.1.7.5

direct land use change

dLUC

change in the human use of land within the relevant boundary

Note 1 to entry: In this document, the relevant boundary is the boundary of the system under study.

Note 2 to entry: Land use change happens when there is a change in the land-use category as defined by the IPCC (e.g. from forest land to cropland).

3.1.7.6

indirect land use change

iLUC

change in the use of land which is a consequence of *direct land use change* (3.1.7.5), but which occurs outside the relevant boundary

Note 1 to entry: In this document, the relevant boundary is the boundary of the system under study.

Note 2 to entry: Land use change happens when there is a change in the “land-use category” as defined by the IPCC (e.g. from forest land to cropland).

EXAMPLE If land use on a particular parcel of land changes from food production to biofuel production, land use change might occur elsewhere to meet the demand for food. This land use change elsewhere is indirect land use change.

3.2 Abbreviated terms

CFP	carbon footprint of a product
CFP-PCR	carbon footprint of a product – product category rules
CO ₂ e	carbon dioxide equivalent
dLUC	direct land use change
GHG	greenhouse gas
GTP	global temperature change potential
GWP	global warming potential
iLUC	indirect land use change
IPCC	Intergovernmental Panel on Climate Change
LCA	life cycle assessment
LCIA	life cycle impact assessment
LCI	life cycle inventory analysis
LU	land use
LUC	land use change
PCR	product category rules

4 Application

Possible applications of this document include the provision of information for research and development of products, improvement of technologies, CFP performance tracking and communication.

This document facilitates communication of a CFP and partial CFP in accordance with ISO 14026.

5 Principles

5.1 General

These principles are fundamental and are the basis for the subsequent requirements in this document.

5.2 Life cycle perspective

The quantification of a CFP takes into consideration the entire life cycle of a product, including acquisition of raw material, design, production, transportation/delivery, use and the end-of-life treatment.

NOTE 1 This subclause is adapted from ISO 14040:2006, 4.1.2.

NOTE 2 Through such a systematic overview and life cycle perspective, the shifting of a potential impact between life cycle stages or individual processes can be identified and possibly avoided.

5.3 Relative approach and functional or declared unit

The CFP study is structured around a functional unit (CFP) or a declared unit (partial CFP) and the results are calculated relative to this functional unit or declared unit.

NOTE This subclause is adapted from ISO 14040:2006, 4.1.4.

5.4 Iterative approach

An iterative approach of reassessment is taken when applying the four phases of LCA (goal and scope definition, LCI, LCIA and life cycle interpretation, see [6.3](#) to [6.6](#)) to a CFP study. The iterative approach contributes to the consistency of the CFP study and the reported results.

NOTE This subclause is adapted from ISO 14040:2006, 4.1.5.

5.5 Priority of scientific approach

Preference to natural science (such as physics, chemistry, biology) is given when making decisions in the CFP study. If this is not possible, other scientific approaches (such as social and economic sciences) or approaches contained in international conventions relevant and valid within the geographical scope as defined in [6.3.2](#) are used. Only if neither a natural scientific basis exists nor a justification based on other scientific approaches or international conventions is possible are decisions based on value choices permitted.

NOTE 1 For more information on the allocation procedure, see [6.4.6.2](#).

NOTE 2 This subclause is adapted from ISO 14040:2006, 4.1.8.

5.6 Relevance

The selection of data and methods is appropriate to the assessment of the GHG emissions and removals arising from the system under study.

5.7 Completeness

All GHG emissions and removals that provide a significant contribution to the CFP or partial CFP of the product system under study are included. The level of significance is determined by the cut-off criteria (see [6.3.4.3](#)).

5.8 Consistency

Assumptions, methods and data are applied in the same way throughout the CFP study to arrive at conclusions in accordance with the goal and scope definition.

5.9 Coherence

Methodologies, standards and guidance documents that are already recognized internationally and adopted for product categories are applied, to enhance comparability between CFPs within any specific product category.

5.10 Accuracy

Quantification of the CFP and partial CFP is accurate, verifiable, relevant and not misleading, and bias and uncertainties are reduced as far as is practical.

5.11 Transparency

All relevant issues are addressed and documented in an open, comprehensive and understandable presentation of information.

Any relevant assumptions are disclosed and methodologies and data sources used are appropriately referenced. Any estimates are clearly explained and bias is avoided so that the CFP study report represents what it purports to represent.

5.12 Avoidance of double-counting

Double-counting of GHG emissions and removals within the studied product system is avoided when the allocation of the same GHG emissions and removals occurs only once (see [6.4.6.1](#)).

NOTE See the example given in [6.4.9.4.1](#).

6 Methodology for quantification of the CFP and partial CFP

6.1 General

A CFP study in accordance with this document shall include the four phases of LCA, i.e. goal and scope definition (see [6.3](#)), LCI (see [6.4](#)), LCIA (see [6.5](#)) and life cycle interpretation (see [6.6](#)), for CFP or partial CFP. The unit processes comprising the product system shall be grouped into life cycle stages, e.g. acquisition of raw material, design, production, transportation/delivery, use (see [6.3.7](#)) and end-of-life (see [6.3.8](#)). GHG emissions and removals from the product's life cycle shall be assigned to the life cycle stage in which the GHG emissions and removals occur. Partial CFPs may be added together to quantify the CFP, provided that they are performed according to the same methodology for the same timeframe and that no gaps or overlaps exist.

NOTE As an example from the construction sector, it is possible to have a partial CFP for a substance or preparation (e.g. cement), for a bulk product (e.g. gravel), for a service (e.g. maintenance of a building) or for an assembled system (e.g. masonry wall).

An organization may develop a CFP systematic approach. If it does, it shall be developed in accordance with [Annex C](#).

6.2 Use of CFP-PCR

Where relevant PCR or CFP-PCR exist, they shall be adopted. PCR or CFP-PCR are relevant provided:

- they have been developed in accordance with ISO/TS 14027, or a relevant sector-specific International Standard that applies the requirements of ISO 14044;
- they conform to the requirements of this clause, [6.3](#), [6.4](#) and [6.5](#);
- they are considered proper (e.g. for system boundaries, modularity, allocation and data quality) by the organization applying this document and are in accordance with the principles in [Clause 5](#).

NOTE Examples of organizations that apply this document are providers of goods and services, practitioners and commissioners of the CFP study.

If more than one set of relevant PCR or CFP-PCR exist, the relevant PCR or CFP-PCR shall be reviewed by the organization applying this document (e.g. for system boundaries, modularity, allocation, data quality). The choice of the PCR or CFP-PCR adopted shall be justified.

When all requirements in this subclause are met by PCR, those PCR are equivalent to the CFP-PCR.

If CFP-PCR are adopted for the CFP study, the quantification shall be conducted according to the requirements in these CFP-PCR.

Where no relevant CFP-PCR exist, the requirements and guidance of other internationally agreed sector-specific documents, related to specific product or material categories, should be adopted if they conform to the requirements of this document and are considered appropriate by the organization applying this document.

6.3 Goal and scope definition

6.3.1 Goal of a CFP study

The overall goal of conducting a CFP study is to calculate the potential contribution of a product to global warming expressed as CO_{2e} by quantifying all significant GHG emissions and removals over the product's life cycle or selected processes, in line with cut-off criteria (see [6.3.4.3](#)).

NOTE 1 This quantification supports a range of objectives and applications, including, but not limited to, individual studies, comparative studies in accordance with [Annex B](#) and performance tracking over time, and is intended for a range of audiences.

In defining the goal of a CFP study, the following items shall be unambiguously stated:

- the intended application;
- the reasons for carrying out the CFP study;
- the intended audience;
- the intended communication, if any, of the CFP or partial CFP information, in accordance with ISO 14026.

NOTE 2 This subclause is adapted from ISO 14044:2006, 4.2.2.

6.3.2 Scope of a CFP study

The scope of a CFP study shall be consistent with the goal of the CFP study (see [6.3.1](#)).

In defining the scope of the CFP study, the following items shall be considered and clearly described, taking into account the requirements and guidance given in the relevant subclauses of this document:

- a) the system under study and its functions;
- b) the functional or declared unit (see [6.3.3](#));
- c) the system boundary, including the geographical scope of the system under study (see [6.3.4](#));
- d) data and data quality requirements (see [6.3.5](#));
- e) the time boundary for data (see [6.3.6](#));
- f) assumptions, especially for the use stage and the end-of-life stage (see [6.3.7](#) and [6.3.8](#));
- g) allocation procedures (see [6.4.6](#));
- h) specific GHG emissions and removals (see [6.4.9](#)), e.g. due to LUC (see [6.4.9.5](#));
- i) methods to address issues occurring with specific product categories (see [6.4.9](#));
- j) the CFP study report (see [Clause 7](#));
- k) the type of critical review, if any (see [Clause 8](#));
- l) limitations of the CFP study (see [Annex A](#)).

If a comparison is undertaken, the requirements in [Annex B](#) shall be followed.

In some cases, the scope of the CFP study may be revised due to unforeseen limitations, constraints or as a result of additional information. Such modifications, together with their explanation, shall be documented.

NOTE This subclause is adapted from ISO 14044:2006, 4.2.3.1.

6.3.3 Functional or declared unit

A CFP study shall clearly specify the functional or declared unit of the system under study. The functional or declared unit shall be consistent with the goal and scope of the CFP study. The primary purpose of a functional or declared unit is to provide a reference to which the inputs and outputs are related. Therefore, the functional or declared unit shall be clearly defined and measurable.

The declared unit shall only be used in a partial CFP.

When CFP-PCR are adopted, the functional or declared unit used shall be that defined in the CFP-PCR.

Having chosen the functional or declared unit, the associated reference flow shall be defined.

When a comparison is done between product systems, it shall be made on the basis of the same functional unit(s). Comparisons based on partial carbon footprint (declared unit) are permitted if the omitted life cycle stages are identical (see [Annex B](#)). Comparison based on the declared unit may only be used for business-to-business purposes. If additional functions of any of the product systems are not taken into account in the comparison of functional units, then these omissions shall be explained and documented. As an alternative to this approach, systems associated with the delivery of these functions may be added to the boundary of the other product system to make the product systems more comparable. In these cases, the processes selected shall be explained and documented.

NOTE 1 The choice of the functional or the declared unit and the associated reference flow require special attention, e.g. in order to allow comparisons without bias (see also [Annex B](#)).

EXAMPLE 1 In the function of drying hands, both a paper towel and an air-dryer system are studied. The selected functional unit can be expressed in terms of the identical number of pairs of hands dried for both systems. For each system, it is possible to determine the reference flow, e.g. the average mass of paper or the average volume of hot air required to dry one pair of hands, respectively. For both systems, it is possible to compile an inventory of inputs and outputs on the basis of the reference flows. At its simplest level, in the case of paper towel, this would be related to the paper consumed. In the case of the air-dryer, this would be related to the volume and temperature of hot air needed to dry the hands.

NOTE 2 The example above is taken from ISO 14040:2006, 5.2.2, with modifications.

EXAMPLE 2 The functional unit of a tonne of steel cannot be determined because a tonne of steel can be transformed to various products which can fulfil various functions. In this case, use of declared unit is appropriate.

6.3.4 System boundary

6.3.4.1 General

The system boundary shall be the basis used to determine which unit processes are included within the CFP study.

Where CFP-PCR are used (see [6.2](#)), their requirements on the processes to be included shall also apply.

The selection of the system boundary shall be consistent with the goal of the CFP study. The criteria, e.g. cut-off criteria (see [6.3.4.3](#)), used in establishing the system boundary shall be identified and explained.

Decisions shall be made regarding which unit processes to include in the CFP study and to which level of detail these unit processes shall be studied. The exclusion of life cycle stages, processes, inputs or outputs within the system under study is only permitted if they do not significantly change the overall conclusions of the CFP study. Any decisions to exclude life cycle stages, processes, inputs or outputs

shall be clearly stated and the reasons and implications for their exclusion shall be explained. The threshold for significance shall be stated, e.g. as cut-off criteria (see [6.3.4.3](#)), and justified.

EXAMPLE Capital goods can be excluded in accordance with the goal and scope if their exclusion is not expected to significantly alter the conclusions according to specified criteria.

Decisions made regarding which unit processes, inputs and outputs shall be included and the level of detail of the quantification of the CFP shall be clearly stated.

NOTE 1 The first five paragraphs of this subclause are adapted from ISO 14044:2006, 4.2.3.3.

The CFP and the partial CFP shall not include carbon offsetting.

NOTE 2 GHG removals that are not linked to carbon offsetting can occur within the system boundary of the product system.

6.3.4.2 Setting the system boundary

Quantification carried out in accordance with this document shall include all GHG emissions and removals of those unit processes that are part of the product system that have the potential to make a significant contribution to the CFP or the partial CFP (see [6.3.4.1](#)).

Within the goal and scope definition phase, consistent criteria shall be defined:

- for which unit processes a detailed assessment is needed due to an expected significant contribution to the CFP or the partial CFP;
- for which unit processes the quantification of GHG emissions may be based on secondary data if the collection of primary data are not possible or practicable (see [6.3.5](#));
- which unit processes may be merged, e.g. all transport processes within a plant.

6.3.4.3 Cut-off criteria

In general, all processes and flows that are attributable to the analysed system shall be included. If individual material or energy flows are found to be insignificant for the carbon footprint of a particular unit process, these may be excluded for practical reasons and shall be reported as data exclusions. Consistent cut-off criteria that allow the exclusion of certain processes of minor importance shall be defined within the goal and scope definition phase.

The effect of the selected cut-off criteria on the outcome of the study shall also be assessed and described in the CFP study report (see [6.4.5](#) and [6.6](#)).

NOTE For additional guidance on cut-off criteria, see ISO 14044:2006, 4.2.3.3.3.

6.3.5 Data and data quality

Site-specific data shall be collected for individual processes where the organization undertaking the CFP study has financial or operational control. The data shall be representative of the processes for which they are collected. Site-specific data should also be used for those unit processes that are most important and not under financial or operational control.

NOTE 1 The most important processes are those which together contribute at least 80 % to the CFP, starting from the largest to the smallest contributions after cut-off.

NOTE 2 Site-specific data refer to either direct GHG emissions (determined through direct monitoring, stoichiometry, mass balance or similar methods), activity data (inputs and outputs of processes that result in GHG emissions or removals) or emission factors. Site-specific data can be collected from a specific site, or can be averaged across all sites that contain the process within the system under study. They can be measured or modelled, as long as the result is specific to the process in the product's life cycle.

Primary data that are not site-specific data, and which have undergone third-party review, should be used when the collection of site-specific data is not practicable.

Secondary data shall only be used for inputs and outputs where the collection of primary data is not practicable, or for processes of minor importance.

NOTE 3 In some cases, default emission factors as secondary data are not life cycle based emission factors and might require adaptation or modification.

Secondary data shall be justified and documented with references in the CFP study report.

A CFP study should use data that reduce bias and uncertainty as far as practical by using the best quality data available. Data quality shall be characterized by both quantitative and qualitative aspects. Characterization of data quality should address the following:

- a) time-related coverage: age of data and the minimum length of time over which data should be collected;
- b) geographical coverage: geographical area from which data for unit processes should be collected to satisfy the goal of the CFP study;
- c) technology coverage: specific technology or technology mix;
- d) precision: measure of the variability of each data value expressed (e.g. variance);
- e) completeness: percentage of total flow that is measured or estimated;
- f) representativeness: qualitative assessment of the degree to which the data set reflects the true population of interest (i.e. geographical coverage, time period and technology coverage);
- g) consistency: qualitative assessment of whether or not the study methodology is applied uniformly to the various components of the sensitivity analysis;
- h) reproducibility: qualitative assessment of the extent to which information about the methodology and data values would allow an independent practitioner to reproduce the results reported in the CFP study;
- i) sources of the data;
- j) uncertainty of the information.

NOTE 4 The numbered list above is adapted from ISO 14044:2006, 4.2.3.6.2.

A two-step approach shall be taken for the data quality evaluation:

- the data quality requirements according to items a) to d) above shall be characterized for the CFP study;
- data shall be assessed with respect to the requirements for items a) to d) above.

NOTE 5 Data quality requirements are a mandatory part of CFP-PCR (see 6.2).

NOTE 6 Data quality requirements might differ for different types of data.

Organizations undertaking a CFP study should have a system to manage and retain data. They should seek to continuously improve the consistency and quality of their data and control of documented information.

6.3.6 Time boundary for data

The time boundary for data is the time period for which the quantified figure for the CFP is representative.

The time period for which the CFP is representative shall be specified and justified.

The choice of the time period for data collection should consider intra- and inter-annual variability and, when possible, use values representing the trend over the selected period. Where the GHG emissions and removals associated with specific unit processes within the life cycle of a product vary over time, data shall be collected over a time period appropriate to establish the average GHG emissions and removals associated with the life cycle of the product.

If a process within the system boundary is linked to a specific time period (e.g. seasonal products such as fruit and vegetables), the assessment of GHG emissions and removals shall cover that particular period in the life cycle of the product. Any activity (or activities) occurring outside that period shall also be included provided that it is within the product system (e.g. GHG emissions related to a tree nursery). These data on GHG emissions and removals shall be related to the functional or declared unit.

6.3.7 Use stage and use profile

When the use stage is included within the scope of the CFP study (see [6.3.2](#)), GHG emissions and removals arising from the use stage of the product shall be included. The user of the product and the use profile of the product shall be specified in the CFP study.

NOTE The use stage starts when the specified user takes possession of the finished product and ends when the product is ready for disposal, reuse for a different function, recycling or energy recovery.

Service life information shall be verifiable. It shall refer to the intended use conditions and to the related functions of the product. The use profile should seek to represent the actual usage pattern in the selected market.

Where not otherwise justified, the determination of the use profile (i.e. scenarios for service life and the selected market) shall be based on published technical information, such as:

- a) CFP-PCR (see [6.2](#));
- b) published International Standards that specify guidance and requirements for development of scenarios and service life for the use stage for the product being assessed;
- c) published national guidelines that specify guidance for development of scenarios and service life for the use stage for the product being assessed;
- d) published industry guidelines that specify guidance for development of scenarios and service life for the use stage for the product being assessed;
- e) use profiles based on documented usage patterns for the product in the selected market.

Where no method for determining the use profile of products has been established in accordance with a) to e) above, the assumptions made in determining the use profile of products shall be established by the organization carrying out the CFP study. A sensitivity analysis shall be undertaken if the use stage assumption is shown to be significant for the conclusions of the CFP study.

The manufacturer's recommendation for proper use (e.g. cooking in an oven at a specified temperature for a specified time) might provide a basis for determining the use profile of a product. The actual usage pattern might, however, differ from those recommended. Any difference should be explained.

All relevant assumptions for the use stage shall be documented in the CFP study report.

6.3.8 End-of-life stage

NOTE 1 The end-of-life stage begins when the used product under study is ready for disposal, recycling, reuse for different purposes or energy recovery.

All the GHG emissions and removals arising from the end-of-life stage of a product shall be included in a CFP study, if this stage is included in the scope (see 6.3.2). End-of-life processes may include:

- a) collection, packaging and transport of end-of-life products;
- b) preparation for recycling and reuse;
- c) dismantling of components from end-of-life products;
- d) shredding and sorting;
- e) material recycling;
- f) organic recovery (e.g. composting and anaerobic digestion);
- g) energy recovery or other recovery processes;
- h) incineration and sorting of bottom ash;
- i) landfilling, landfill maintenance and promoting emissions from decomposition, such as methane.

NOTE 2 For end-of-life processes, CFP-PCR can provide additional guidance.

All relevant assumptions regarding end-of-life treatment, shall be:

- based on best available information;
- based on current technology;
- documented in the CFP study report.

End-of-life scenarios shall reflect the current market and be representative of one of the most likely alternatives, or more than one scenario (including future scenarios) may be assessed. The scenarios will allow users to scale the results to assess realistic options.

6.4 Life cycle inventory analysis for the CFP

6.4.1 General

LCI is the phase of LCA involving the compilation and quantification of inputs and outputs for a product throughout its life cycle.

After the goal and scope definition phase, the LCI of a CFP study shall be conducted. This consists of the following steps, adapted from ISO 14044, which shall apply when relevant:

- a) data collection;
- b) validation of data;
- c) relating data to unit process and functional or declared unit;
- d) refining the system boundary;
- e) allocation.

Special provisions in this document apply for:

- CFP performance tracking;
- the time period for the assessment of GHG emissions and removals;
- the treatment of specific GHG emissions and removals.

If CFP-PCR are adopted for the CFP study, the LCI shall be conducted according to the requirements in the CFP-PCR.

6.4.2 Data collection

The qualitative and quantitative data for inclusion in the life cycle inventory shall be collected for all unit processes that are included in the system under study. The collected data, whether measured, calculated or estimated, are used to quantify the inputs and outputs of a unit process. Significant unit processes shall be documented in the CFP study report.

For those data that might be significant for the conclusions of the CFP study, details about the relevant data collection process, the time when data have been collected, and further information about data quality shall be referenced. If such data do not meet the data quality requirements, this shall be stated.

Since data collection can span several locations and published references, a representative and consistent data set for the system under study should be used.

NOTE 1 This subclause is adapted from ISO 14044:2006, 4.3.2. For further guidance, see ISO 14044:2006, 4.3.2.2.

NOTE 2 For data and data quality, see [6.3.5](#).

6.4.3 Validation of data

A check on data validity shall be conducted during the process of data collection to confirm and provide evidence that the data quality requirements specified in [6.3.5](#) have been met.

Validation should involve establishing mass balances, energy balances and/or comparative analyses of emission factors or other appropriate methods. As each unit process obeys the laws of conservation of mass and energy, mass and energy balances provide a useful check on the validity of the description of a unit process.

NOTE This subclause is adapted from ISO 14044:2006, 4.3.3.2.

6.4.4 Relating data to unit process and functional or declared unit

An appropriate flow shall be determined for each unit process. The quantitative input and output data of the unit process shall be calculated in relation to this flow.

Based on the flow chart and the flows between unit processes, the flows of all unit processes are related to the reference flow. The calculation shall relate system input and output data to the functional or declared unit.

Care should be taken when aggregating the inputs and outputs in the product system. The level of aggregation shall be consistent with the goal of the CFP study. If more detailed aggregation rules are required, they should be explained in the goal and scope definition phase of the CFP study or should be left to a subsequent LCIA phase.

NOTE This subclause is adapted from ISO 14044:2006, 4.3.3.3.

6.4.5 Refining the system boundary

Reflecting the iterative nature of the quantification of the CFP, if no CFP-PCR are used, decisions regarding the data to be included or excluded shall be based on a sensitivity analysis to determine the significance. The initial system boundary shall be revised, as appropriate, in accordance with the cut-off criteria established in the goal and scope definition phase. The results of this refining process and the sensitivity analysis shall be documented in the CFP study report.

The refining of the system boundary based on a sensitivity analysis as described above may result in

- a) exclusion of life cycle stages or unit processes when lack of significance can be shown,

- b) exclusion of inputs and outputs that lack significance to the results of the CFP study, or
- c) inclusion of new unit processes, inputs and outputs that are shown to be significant.

The refining of the system boundary serves to limit the subsequent data handling to those input and output data that are determined to be significant to the goal of the CFP study.

NOTE This subclause is adapted from ISO 14044:2006, 4.3.3.4.

6.4.6 Allocation

6.4.6.1 General

The inputs and outputs shall be allocated to the different products according to the clearly stated and justified allocation procedure.

The sum of the allocated inputs and outputs of a unit process shall be equal to the inputs and outputs of the unit process before allocation.

Whenever several alternative allocation procedures are applicable, a sensitivity analysis shall be conducted to illustrate the consequences of the departure from the selected approach.

When PCR or CFP-PCR are developed in accordance with ISO/TS 14027, no further sensitivity analysis shall be required.

NOTE This subclause is partly adapted from ISO 14044:2006, 4.3.4.2.

6.4.6.2 Allocation procedure

The CFP study shall include the identification of the processes shared with other product systems and deal with them in accordance with the stepwise procedure presented below.

NOTE Formally, step 1 is not part of the allocation procedure.

- a) Step 1: Wherever possible, allocation should be avoided by
 - 1) dividing the unit process to be allocated into two or more sub-processes separately and collecting the input and output data related to these sub-processes, or
 - 2) expanding the product system to include the additional functions related to the co-products.
- b) Step 2: Where allocation cannot be avoided, the inputs and outputs of the system should be partitioned between its different products or functions in a way that reflects the underlying physical relationships between them.
- c) Step 3: Where physical relationship alone cannot be established or used as the basis for allocation, the inputs should be allocated between the products and the functions in a way that reflects other relationships between them. For example, input and output data might be allocated between co-products in proportion to the economic value of the products.

When outputs include both co-products and waste, the ratio between co-products and waste shall be identified and the inputs and outputs shall be allocated to the co-products only. Allocation procedures shall be uniformly applied to similar inputs and outputs of the product under study. For example, if allocation is made to usable products (e.g. intermediate or discarded products) leaving the system, then the allocation procedure shall be similar to the allocation procedure used for such products entering the system.

The life cycle inventory is based on material balances between input and output. Allocation procedures should therefore approximate, as much as possible, such fundamental input/output relationships and characteristics.

NOTE 1 This subclause is adapted from ISO 14044:2006, 4.3.4.2.

NOTE 2 For allocation procedures, CFP-PCR can provide additional guidance.

6.4.6.3 Allocation procedure for reuse and recycling

The allocation principles and procedures in [6.4.6.1](#) and [6.4.6.2](#) also apply to reuse and recycling situations.

Changes in the inherent properties of materials shall be taken into account. In addition, particularly for the recovery processes between the original and subsequent product system, the system boundary shall be identified and explained, ensuring that the allocation principles are observed as described in [6.4.6.2](#).

However, in these situations, additional elaboration is needed for the following reasons:

- reuse and recycling (as well as composting, energy recovery and other processes that can be assimilated to reuse/recycling) may imply that the inputs and outputs associated with unit processes for extraction and processing of raw material or final disposal of products are to be shared by more than one product system;
- reuse and recycling may change the inherent properties of materials in subsequent use.

Specific care should be taken when defining the system boundary with regard to recovery processes.

Several allocation procedures are applicable for reuse and recycling. The application of some procedures is distinguished in the following to illustrate how the above constraints can be addressed.

- a) A closed-loop allocation procedure applies to closed-loop product systems. It also applies to open-loop product systems where no changes occur in the inherent properties of the recycled material. In such cases, the need for allocation is avoided since the use of secondary material displaces the use of virgin (primary) material. However, the first use of virgin material in applicable open-loop product systems may follow an open-loop allocation procedure outlined in b).
- b) An open-loop allocation procedure applies to open-loop product systems where the material is recycled into other product systems and the material undergoes a change to its inherent properties.

The allocation procedures for the shared unit processes should use, as the basis for allocation, the following order, if feasible:

- physical properties (e.g. mass);
- economic value (e.g. market value of the scrap material or recycled material in relation to market value of primary material); or
- the number of subsequent uses of the recycled material.

NOTE 1 An example how to treat recycling in LCA studies is given in [Annex D](#).

NOTE 2 This subclause is adapted from ISO 14044:2006, 4.3.4.3.

6.4.7 CFP performance tracking

When the CFP is intended to be used for CFP performance tracking, the following additional requirements for the quantification of the CFP shall be met:

- a) the assessments shall be carried out for different points in time;
- b) the change to the CFP over time shall be calculated for products with an identical functional or declared unit;
- c) the change to the CFP over time shall be calculated using the same method and, if used, the same PCR, for all subsequent assessments (e.g. systems for selecting and managing data, system boundaries, allocation, identical characterization factors).

The time period between the points in time for which the CFP performance tracking is undertaken shall not be shorter than the time boundary for data as described in [6.3.6](#). It shall be described in the goal and scope of the CFP study.

6.4.8 Assessing the effect of the timing of GHG emissions and removals

All GHG emissions and removals shall be calculated as if released or removed at the beginning of the assessment period without taking into account an effect of delayed GHG emissions and removals.

Where GHG emissions and removals arising from the use stage (see [6.3.7](#)) and/or from the end-of-life stage (see [6.3.8](#)) occur over more than 10 years (if not otherwise specified in the relevant PCR) after the product has been brought into use, the timing of GHG emissions and removals relative to the year of production of the product shall be specified in the life cycle inventory. The effect of timing of the GHG emissions and removals from the product system (as CO₂e), if calculated, shall be documented separately in the CFP study report. The method used to calculate the effect of timing shall be stated and justified in the CFP study report.

NOTE The time period of 10 years has been selected to avoid undue burden in data collection and additional reporting of GHG emissions and removals over shorter time periods and to achieve comparability in reporting. This value might be revised in future based on experience or improved scientific knowledge.

6.4.9 Treatment of specific GHG emissions and removals

6.4.9.1 General

For the sake of consistency of quantification, specific requirements and guidelines are provided in the following subclauses for specific GHG emissions and removals where different approaches could lead to different results. Additional requirements, guidelines and data might be available in relevant CFP-PCR, other sector guidance documents or footprint programmes.

6.4.9.2 Fossil and biogenic carbon

Fossil GHG emissions and removals shall be included in the CFP or the partial CFP and documented separately as a net result. Biogenic GHG emissions and removals shall be included in the CFP or the partial CFP and should each be expressed separately (see [Figure 3](#)).

NOTE 1 An example of fossil GHG removals is capture of fossil emissions from a power plant through a non-biological process followed by storage through geosequestration.

All relevant unit processes of the life cycle of biomass-derived products shall be included in the system under study, including, but not limited to, cultivation, production and harvesting of biomass.

NOTE 2 Treatment of GHG emissions and removals associated with land use change and land use are described in [6.4.9.5](#) and [6.4.9.6](#).

NOTE 3 See [Annex E](#) for guidance related to agricultural and forestry products.

6.4.9.3 Biogenic carbon in products

NOTE 1 Biomass-derived carbon contained in a product is referred to as the biogenic carbon content of the product.

When biogenic carbon is stored in a product for a specified time, this carbon shall be treated in accordance with the provisions in [6.4.8](#). If a product's biogenic carbon content is calculated, it shall be documented separately in the CFP study report but it shall not be included in the result of CFP or partial CFP.

Information on biogenic carbon content shall be provided when performing cradle to gate studies, as this information may be relevant for the remaining value chain. For reporting requirements, see [Clause 7](#).

NOTE 2 In the case of products containing biomass, the biogenic carbon content is equal to the carbon removal during plant growth. This biogenic carbon can be released in the end-of-life stage.

6.4.9.4 Electricity

6.4.9.4.1 General

The GHG emissions associated with the use of electricity shall include:

- GHG emissions arising from the life cycle of the electricity supply system, such as upstream emissions (e.g. the mining and transport of fuel to the electricity generator or the growing and processing of biomass for use as a fuel);
- GHG emissions during generation of electricity, including losses during transmission and distribution;
- downstream emissions (e.g. the treatment of waste arising from the operation of nuclear electricity generators or treatment of ashes from coal fired electricity plants).

NOTE The same approach applies to purchased and sold heating and cooling energy and compressed air.

This document includes the principle of avoidance of double-counting in [5.12](#) and guidance concerning electricity in [6.4.9.4.2](#) to [6.4.9.4.4](#).

EXAMPLES No double-counting occurs:

- where the process that used the electricity and no other process may claim the generator-specific emission factors for that electricity;
- where the generator-specific electricity production does not influence the emission factors of any other process or organization.

6.4.9.4.2 Internally generated electricity

When electricity is internally generated (e.g. on-site generated electricity) and consumed for a product under study and no contractual instruments have been sold to a third party, then the life cycle data for that electricity shall be used for that product.

6.4.9.4.3 Electricity from a directly connected supplier

A GHG emission factor obtained from the organization's supplier for the consumed electricity may be used if there is a dedicated transmission line between the organization and the generation plant from which the emission factor is derived, and no contractual instruments have been sold to a third party for that consumed electricity.

6.4.9.4.4 Electricity from the grid

Life cycle data from a supplier-specific electricity product shall be used when the supplier is able to guarantee through a contractual instrument that the electricity product:

- conveys the information associated with the unit of electricity delivered together with the characteristics of the generator;
- is assured with a unique claim (see [5.12](#));
- is tracked and redeemed, retired or cancelled by or on behalf of the reporting entity

- is as close as possible to the period to which the contractual instrument is applied and comprises a corresponding timespan;
- is produced within the country, or within the market boundaries where consumption occurs if the grid is interconnected.

If processes within the system under study are located in small island developing states (SIDS), the CFP or the partial CFP may additionally be quantified using contractual instruments for such processes, irrespective of grid inter-connectivity.

NOTE 1 SIDS are defined by the United Nations^[20].

When information on supplier specific electricity is not available, GHG emissions associated with the relevant electricity grid from which the electricity is obtained shall be used. The relevant grid shall reflect the electricity consumption of the related region, excluding any previously claimed attributed electricity. In case no electricity tracking system is in place, the selected grid shall reflect the electricity consumption of the region.

NOTE 2 Contractual instruments are any type of contract between two parties for the sale and purchase of energy bundled with attributes about the energy generation, or for unbundled attribute claims.

EXAMPLE Contractual instruments can include energy attribute certificates, renewable energy certificates (RECs), guarantee of origin (GOs) or green energy certificates.

NOTE 3 Examples of the characteristics of a generator include the registered name of the facility, the owners and the nature of the energy generated, the generation capacity and the renewable energy supplied.

NOTE 4 If specific life cycle data on a process within the electricity supply system are difficult to access, data from recognized databases (e.g. through the UNEP or UNFCCC) can be used.

Some electricity attributes, such as green certificates are sold without direct coupling to the electricity itself. In some countries, parts of the electricity from renewable energy sources might be sold/exported as renewable electricity without being excluded from the supplied mix. For this reason, in such cases a sensitivity analysis applying the relevant consumption grid mix shall be conducted and reported in the CFP study report to demonstrate the difference in results of the electricity tracking instruments.

6.4.9.5 Land use change

The GHG emissions and removals occurring as a result of direct land use change (dLUC) within the last decades (see NOTE 1) shall be assessed in accordance with internationally recognized methods, such as the IPCC Guidelines for National Greenhouse Gas Inventories^[17] and included in the CFP. The net dLUC GHG emissions and removals shall be documented separately in the CFP study report. If site-specific data are applied, they shall be transparently documented in the CFP study report. If a national approach is used, the data shall be based on a verified study, a peer reviewed study or similar scientific evidence and shall be documented in the CFP study report.

NOTE 1 The IPCC tier 1 period of 20 years is frequently used.

When the process under assessment causes changes in carbon stocks compared to the reference land use, the GHG emissions and removals associated with these changes shall be documented and assigned to the system under study.

NOTE 2 “Changes in carbon stocks” refers to changes in soil carbon and changes in above- and below-ground biomass over time.

NOTE 3 The choice of reference land use can have a significant impact on the CFP and the partial CFP. [Annex E](#) provides guidance on choosing the reference land use.

The net changes shall be assigned to the system under study across the selected time period.

The time period selected for analysis shall be documented and justified. At a minimum, it shall include at least one full rotation period for processes that involve growing crops or trees.

NOTE 4 Wood from forest land that remains forest land has zero emissions in terms of LUC. For further guidance on LUC, see [Annex E](#).

NOTE 5 National approaches can include government-recognized and published methods and calculators.

Indirect land use change (iLUC) should be included in CFP studies once an internationally agreed procedure exists.

All choices and assumptions, including applied methodologies, shall be justified and documented in the CFP study report.

NOTE 6 There is ongoing research to develop a methodology and data for the inclusion of iLUC in GHG reporting.

NOTE 7 LUC emissions do not arise only from production of agricultural and forestry products, e.g. in the context of deforestation or conversion of grassland to energy crops, but also from LUC for other product systems, e.g. related to the conversion of land to quarries, infrastructure and production plants.

NOTE 8 With respect to GHG emissions and removals connected to marine areas related to products, only very limited information is available.

6.4.9.6 Land use

GHG emissions and removals occurring as a result of land use through changes in soil and biomass carbon stocks that are not the result of changes to management of land should be assessed and included in the CFP. If changes in soil and biomass carbon stocks are not assessed, this decision shall be justified in the CFP study report. Where included, these emissions and removals shall be assessed in accordance with internationally recognized methods, such as the IPCC Guidelines for National Greenhouse Gas Inventories^[17] and shall be documented separately in the CFP study report.

When changes in management of land cause changes in soil and biomass carbon stocks, compared with the reference land use, the GHG emissions and removals shall be documented and assigned to the system under study.

NOTE 1 Changes in management of land within the same land-use category are not considered land use change.

The net changes in soil and biomass carbon stocks shall be assigned to the system under study across the selected time period.

The time period selected for analysis shall be documented and justified. At a minimum, it shall include at least one full rotation period for processes that involve growing crops or trees.

If there is a net increase of soil or biomass carbon due to modified land use practices, the net increase shall be included in the CFP and the partial CFP only if measures are in place to address its permanence. If a national approach is used, the data shall be based on a verified study, a peer reviewed study or similar scientific evidence and shall be documented in the CFP study report.

NOTE 2 National approaches can include government-recognized and published methods and calculators.

NOTE 3 Ongoing land use can lead to a net increase or decrease of soil carbon, e.g. decrease during drought.

NOTE 4 There is ongoing research to develop methodology and models, and provide data for the inclusion of soil carbon change in GHG reporting.

NOTE 5 There are various ways to mitigate the risks of non-permanence of soil and biomass carbon, such as buffers and reserve accounts.

NOTE 6 If detection of soil carbon change involves direct field measurement, results depend on variables, including the location of sampling sites, the number of replicate soil samples, the timing of sampling, the depth of the soil profile and the sampling techniques. The principles and rules for designing soil sampling strategies and techniques are provided in ISO 10381 (all parts).

NOTE 7 For further guidance on land use, see [Annex E](#).

6.4.9.7 Aircraft GHG emissions

Aircraft transportation GHG emissions shall be included in the CFP and documented separately in the CFP study report.

Where an aviation multiplier is used, the effect of this multiplier shall not be included in the CFP and shall be reported separately together with the source.

NOTE Aircraft GHG emissions under certain circumstances in high altitudes have additional climate impacts as a result of physical and chemical reactions with the atmosphere. For more information on GHG emissions from aircraft, see the IPCC Guidelines for National Greenhouse Gas Inventories^[17] and the IPCC Special Report on Aviation^[18].

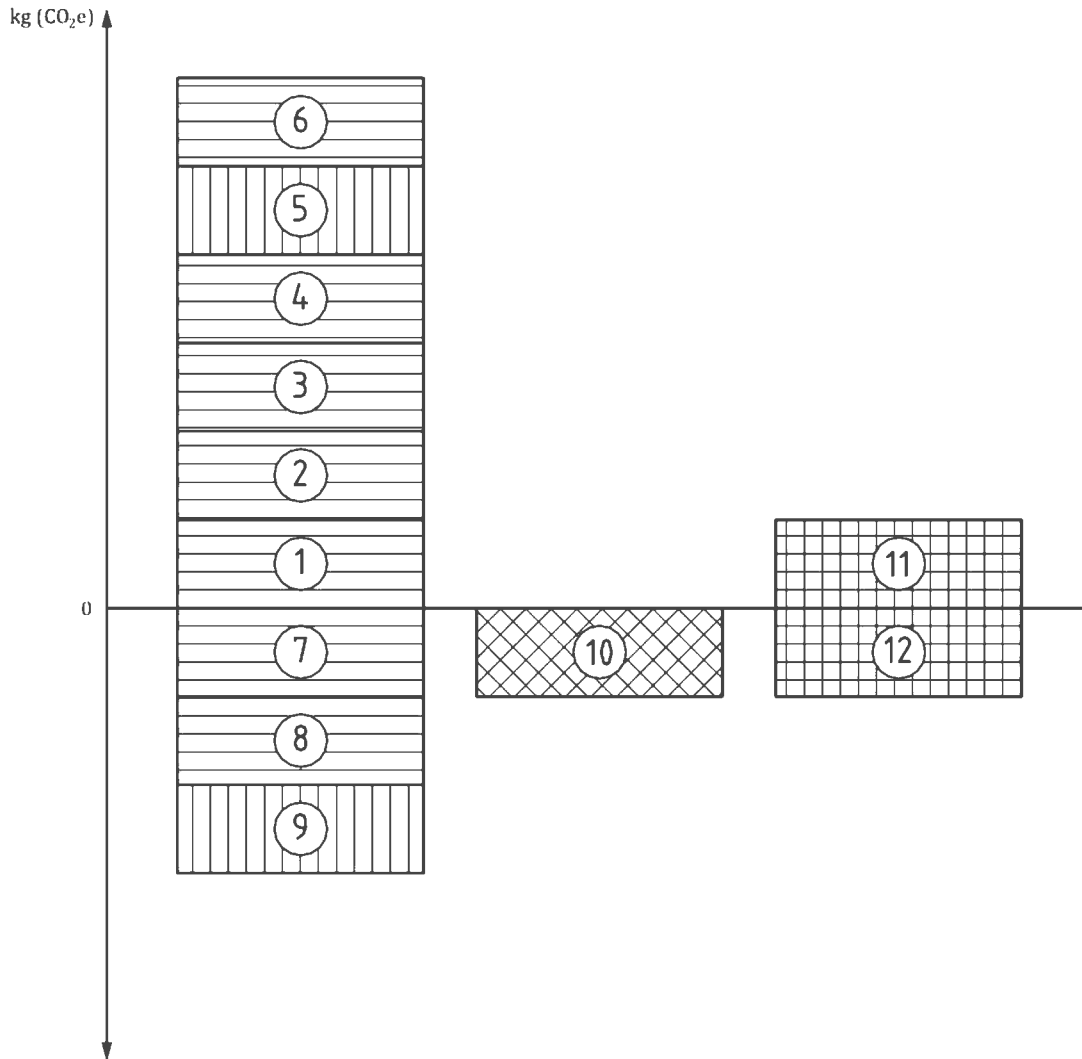
6.4.9.8 Summary of requirements and guidance in 6.4.9

[Table 1](#) provides an informative summary of the requirements and guidance given in 6.4.9. [Figure 3](#) shows an informative illustration of the specific components of the CFP. Refer to [6.4.9.2](#) to [6.4.9.7](#) for the full requirements and guidance.

Table 1 — Specific GHG emissions and removals treatment in the CFP or the partial CFP and documented separately in the CFP study report

Sub-clause	Specific GHG emissions and removals ^a	Treatment in the CFP or the partial CFP			Documentation in the CFP study report	
		Shall be included	Should be included	Should be considered for inclusion	Shall be documented separately in the CFP study report	Shall be documented separately in the CFP study report, if calculated
6.4.9.2	Fossil and biogenic GHG emissions and removals ^a	X			X	
6.4.9.5	GHG emissions and removals occurring as a result of dLUC ^a	X			X	
6.4.9.5	GHG emissions and removals occurring as a result of iLUC ^a			X		X
6.4.9.6	GHG emissions and removals from land use ^a		X			X
6.4.9.3	Biogenic carbon in products ^a					X
6.4.9.7	Aircraft GHG emissions	X			X	

^a For reporting of timing of emissions and removals, see [6.4.8](#).



Key





	shall be included in the CFP or the partial CFP	5	emissions from LU excluding change in management of land
	should be included in the CFP or the partial CFP	6	net fossil GHG emission and removal
	shall be documented separately in the CFP study report if calculated, not included in the CFP	7	biogenic GHG removal
	should be considered separately	8	removal from dLUC and change in the management of land
1	GHG emissions other than specified	9	removal from LU excluding change in the management of land
2	aircraft emissions	10	biogenic carbon in the product
3	biogenic GHG emissions	11	iLUC emissions
4	emissions from dLUC and change in the management of land	12	iLUC removals

Figure 3 — Illustration of the specific components of the CFP and the partial CFP

NOTE Fossil emissions and removals, dLUC and iLUC can have a positive or negative contribution to the CFP.

6.5 Impact assessment for CFP or partial CFP

6.5.1 General

In the LCIA phase of a CFP study, the potential climate change impact of each GHG emitted and removed by the product system shall be calculated by multiplying the mass of GHG released or removed by the 100-year GWP given by the IPCC in units of kg CO_{2e} per kg emission (with carbon feedbacks, according to IPCC).

NOTE 1 The CFP is the sum of these calculated impacts.

Where GWP values are amended by the IPCC, the latest values shall be used in the CFP calculations if not otherwise stated and justified.

GWP for other time horizons and GTP, as given by the IPCC, may be used in addition to GWP 100 but should be reported separately.

NOTE 2 100-year global warming potential (GWP 100) is used to represent shorter-term impacts of climate change, reflecting the rate of warming. 100-year global temperature potential (GTP 100) is used as an indicator for the longer-term impacts of climate change, reflecting the long-term temperature rise. There is no scientific basis for choosing a 100-year time horizon compared to other time horizons. The time horizon is a value judgement of international convention that weighs the effects that are likely to occur over different time horizons. This text has been adapted from Reference [17].

6.5.2 Impact assessment of biogenic carbon

Removals of CO₂ into biomass shall be characterized in the LCIA as -1 kg CO_{2e}/kg CO₂ in the calculation of the CFP when entering the product system.

Emissions of biogenic CO₂ shall be characterized as +1 kg CO_{2e}/kg CO₂ of biogenic carbon in the calculation of the CFP.

NOTE The amount of CO₂ taken up in biomass and the equivalent amount of CO₂ emissions from the biomass at the point of complete oxidation results in zero net CO₂ emissions integrated over time, except when biomass carbon is not converted into methane, non-methane volatile organic compounds (NMVOC) or other precursor gases.

For fossil and biogenic methane, the characterization factors in accordance with the most recent IPCC report shall be used.

6.6 Interpretation of CFP or partial CFP

The life cycle interpretation phase of a CFP study shall comprise the following steps:

- a) identification of the significant issues based on the results of the quantification of the CFP and partial CFP in accordance with LCI and LCIA phases;

NOTE 1 Significant issues can be life cycle stages, unit processes or flows.

- b) an evaluation that considers completeness, consistency and sensitivity analysis;
- c) the formulation of conclusions, limitations and recommendations.

The results of the quantification of the CFP and partial CFP according to the LCI or LCIA phases shall be interpreted according to the goal and scope of the CFP study. The interpretation shall:

- include an assessment of uncertainty, including the application of rounding rules or ranges;
- identify and document the selected allocation procedures in the CFP study report in detail;
- identify the limitations of the CFP study (in accordance with, but not limited to, [Annex A](#)).

The interpretation should include:

- a sensitivity analysis of the significant inputs, outputs and methodological choices, including allocation procedures, in order to understand the sensitivity and uncertainty of the results;
- an assessment of the influence of alternative use profiles on the final result;
- an assessment of the influence of different end-of-life scenarios on the final result;
- an assessment of the consequences of recommendations [see [6.6 c\)](#)] on the final result.

NOTE 2 For more information, see ISO 14044:2006, 4.5, and ISO 14044:2006, Annex B.

7 CFP study report

7.1 General

The purpose of the CFP study report is to describe the CFP study, including the CFP or the partial CFP, and to demonstrate that the provisions of this document have been met.

Results reported in the CFP study report may be used in footprint communications (see ISO 14026).

NOTE “CFP study report” is a specific term relating to the carbon footprint of products. Other standards use different terminology for the same type of document (e.g. “third-party report” used in ISO 14044:2006 and “footprint study report” used in ISO 14026).

The results and conclusions of the CFP study shall be documented in the CFP study report without bias. The results, data, methods, assumptions and the life cycle interpretation (see [6.6](#)) shall be transparent and presented in sufficient detail to allow the reader to comprehend the complexities and trade-offs inherent in the CFP study.

The type and format of the CFP study report shall be defined in the goal and scope definition phase of the CFP study. The CFP study report shall also allow the results and life cycle interpretation to be used in a manner consistent with the goals of the CFP study.

7.2 GHG values in the CFP study report

Results of the quantification of the CFP or the partial CFP shall be documented in the CFP study report in mass of CO₂e per functional or declared unit.

The following GHG values shall be documented separately in the CFP study report:

- a) GHG emissions and removals linked to the main life cycle stages in which they occur, including the absolute and the relative contribution of each life cycle stage;
- b) net fossil GHG emissions and removals (see [6.4.9.2](#));
- c) biogenic GHG emissions and removals (see [6.4.9.2](#));
- d) GHG emissions and removals resulting from dLUC (see [6.4.9.5](#));
- e) GHG emissions resulting from aircraft transportation (see [6.4.9.7](#)).

The following GHG values shall be documented separately in the CFP study report, if calculated:

- GHG emissions and removals occurring as a result of iLUC (see [6.4.9.5](#));
- GHG emissions and removals occurring as a result of land use (see [6.4.9.6](#));
- results of the sensitivity analysis applying the relevant consumption grid mix, when applicable;
- biogenic carbon content of products;

- CFP calculated using GTP 100.

In cases of processes located in SIDS, an additional CFP or partial CFP, if calculated using contractual instruments for such processes, shall be reported as additional information (see [6.4.9.4.4](#)).

7.3 Required information for the CFP study report

The following information on CFP quantification shall be included in the CFP study report:

- a) functional or declared unit and reference flow (see [6.3.3](#));
- b) system boundary, including
 - the type of inputs and outputs of the system as elementary flows, and
 - decision criteria concerning treatment of unit processes, considering their importance for the conclusions of the CFP study;
- c) list of important unit processes;
- d) data collection information, including data sources (see [6.4.2](#));
- e) the list of GHGs taken into account;
- f) the selected characterization factors;
- g) the selected cut-off criteria and cut-offs (see [6.3.4.3](#));
- h) the selected allocation procedures (see [6.4.6](#));
- i) timing of GHG emission and removals (see [6.4.8](#) and [6.4.9.6](#)), if applicable;
- j) description of data (see [6.3.5](#)), including
 - decisions concerning data, and
 - assessment of data quality;
- k) results of sensitivity analyses and uncertainty assessments;
- l) treatment of electricity (see [6.4.9.4](#)), which should include information on the grid emission factor calculation and relevant grid specific constraints;
- m) results of the life cycle interpretation (see [6.6](#)), including conclusions and limitations (see [Annex A](#));
- n) disclosure and justification of value choices that have been made in the context of decisions within the CFP study;
- o) scope, and modified scope, if applicable, along with justifications and exclusions (see [6.3.2](#));
- p) description of the stages of the life cycle, including a description of the selected use profiles and end-of-life scenarios, when applicable;
- q) the assessment of influence of alternative use profiles and end-of-life scenarios on the final results;
- r) time period for which the CFP is representative (see [6.3.6](#));
- s) reference of the PCR applied or other supplementary requirements used in the study;
- t) description of performance tracking (see [6.4.7](#)), when applicable.

7.4 Optional information for the CFP study report

In addition to the items above, the following items should be considered for inclusion in the CFP study report:

- a) conformity with [Annex B](#);
- b) a graphical presentation of results of the CFP study.

8 Critical review

In compiling the CFP study, a critical review facilitates understanding and enhances the credibility of CFP. A critical review of CFP studies, if any, shall be performed in accordance with ISO/TS 14071.

Annex A (normative)

Limitations of the CFP

A.1 General

Limitations of CFPs affect the quantification of the CFP. The two most important inherent limitations are

- focus on climate change as the single impact category, and
- limitations related to the methodology.

The consequences of these limitations shall be reflected in the CFP study report (see [7.3](#)).

EXAMPLE For decision making (e.g. design options), the following considerations should be undertaken to identify trade-offs and avoid unintended consequences:

- a) the whole product life cycle should be included;
- b) other impacts (e.g. health and safety, environmental) should be considered;
- c) limitations as identified in this annex should be considered.

A.2 Focus on a single environmental issue

The CFP reflects the potential effect on the global radiative energy balance over time from the sum of GHG emissions and removals of a product system, expressed as CO₂e, which are associated with acquisition of raw material, design, production, transportation/delivery, use and end-of-life treatment. The CFP can be an important environmental aspect of the life cycle of a product affecting the area of concern “climate change”. A product’s life cycle can have impacts related to other areas of concern (e.g. resource depletion, air, water, soil and ecosystems). An LCA can cover further areas of concern in addition to climate change, relevant for the product life cycle.

An objective of LCA is to allow an informed decision regarding environmental impacts. Climate change attributable to the CFP is only one of a variety of environmental impacts that can arise from a product’s life cycle, and the relative importance of different impacts can vary with different products. In some cases, action to minimize a single environmental impact can result in greater impacts arising from other environmental aspects (e.g. activities to reduce water pollution can result in increased GHG emissions from the life cycle of a product, while the use of biomass to reduce GHG emissions can negatively affect biodiversity). Decisions about product impacts that are only based on a single environmental issue can be in conflict with goals and objectives related to other environmental issues. CFP or partial CFP should not be the sole component of a decision-making process.

A.3 Limitations related to the methodology

The CFP is calculated based on LCA methodology. ISO 14040 and ISO 14044 address its inherent limitations and trade-offs. These include the establishment of a functional or declared unit and the system boundary, the availability and selection of appropriate data sources, allocation procedure and assumptions regarding the transport, user behaviour and end-of-life scenarios. Some of the chosen data might be limited to a specific geographical area (e.g. national electricity grid) and/or might vary in time (e.g. seasonal variations). Value choices (e.g. for the selection of the functional or declared unit or allocation procedure) are also needed to model a life cycle.

These methodological constraints can have an influence on the outcome of the calculations. As a result, the accuracy of quantifying the CFP is limited and is also difficult to assess. Hence, other approaches, such as an energy-consumption-in-use assessment might be preferable in certain circumstances: However, establishing the importance of use stage GHG emissions is not possible without first assessing the life cycle GHG emissions of a product.

Because of these limitations, the results of a quantification of the CFP in accordance with this document are often not a sound basis for comparisons. However, these results may be used for comparisons provided that, at a minimum, the requirements of [Annex B](#) and requirements for a separate footprint communication programme for the CFP or partial CFP information are met.

Annex B (normative)

Comparison based on the CFP of different products

The methodology for quantification can be applied for comparative studies. If a comparison is undertaken, the requirements in this annex shall be followed.

An example for the use of comparative studies is internal decision making. While this document does not include any requirements for communication, the results of any CFP studies, including comparative studies, may be used for comparative footprint communication in accordance with ISO 14026.

The calculation of CFPs of the products to be compared shall follow identical CFP quantification requirements.

Comparative CFP studies shall include the full life cycle unless the function of the product is included in a partial CFP and the omitted processes of the product system are identical for all compared products.

If CFP-PCR are adopted, the same CFP-PCR shall be used for all products assessed in the comparative CFP study. The CFP-PCR shall be in accordance with ISO/TS 14027.

The following criteria shall be applied for the goal and scope definition phase:

- a) the product category definition and description (e.g. function, technical performance and use) are identical;
- b) the functional unit is identical;
- c) the system boundary is equivalent;
- d) the description of data is equivalent;
- e) the criteria for inclusion of inputs and outputs are equivalent;
- f) the data quality requirements (e.g. coverage, precision, completeness, representativeness, consistency and reproducibility) are the same;
- g) assumptions especially for the use stage and the end-of-life stage are the same;
- h) specific GHG emissions and removals (e.g. due to LUC or electricity use) are treated identically;
- i) the units are identical.

The following criteria shall be applied for the life cycle inventory and LCIA phase:

- the methods of data collection and data quality requirements are equivalent;
- the calculation procedures are identical;
- the allocation of the flows is equivalent;
- the applied GWPs are identical.

Annex C (normative)

The CFP systematic approach

C.1 General

If an organization decides to develop a CFP systematic approach, it shall follow the requirements given in this annex.

The CFP systematic approach is a series of activities developed by an organization through a set of procedures, in order to facilitate the development of CFPs for more products within the same organization. This is applicable when the same set of data and allocation procedures are applicable for all its products.

The implementation of the CFP systematic approach should also simplify any verification activities, avoiding any redundancy in the verification of the data set.

C.2 General requirement

The organization shall describe its CFP systematic approach, including the sequence and interaction of activities that are part of this process, and establish procedures to ensure that the operation, control and monitoring of the CFP systematic approach are effective.

Top management shall ensure that responsibilities and authorities related to the CFP systematic approach are defined and communicated within the organization. The organization shall determine and provide the resources and competences needed to implement and maintain the CFP systematic approach.

The organization shall determine, provide and maintain the infrastructure needed to achieve conformity to the CFP systematic approach requirements. Infrastructure includes, where applicable:

- a) workspace and associated utilities;
- b) process equipment (both hardware and software);
- c) supporting services (i.e. information systems);
- d) LCA competence.

The CFP systematic approach shall be able to develop the CFP of a single product in accordance with this document and with any further requirements contained in the PCR and in the rules established by the programme operator, where applicable.

The CFP systematic approach shall contain measures able to identify changing conditions that increase the risk of making the CFPs out of date or not representative. Efficient control and applicable action shall be applied to such identified risks.

C.3 Description of the CFP systematic approach

C.3.1 General

The description of the CFP systematic approach shall cover the following groups of activities:

- a) data and information collection;

- b) data and information management;
- c) validation of the CFP systematic approach;
- d) use the systematic approach to perform the CFP for any product.

C.3.2 Data and information collection

The organization shall describe the data collection activity in order to have full data coverage and to minimize errors due to incorrect sampling (e.g. collection of double data, loss of data).

C.3.3 Data and information management

The organization shall describe how to obtain a CFP from the starting data as, for example, allocation procedures, construction of models for the activities of the supply chain, procedures to overcome data gaps, use and end-of-life scenarios. Review of the CFP systematic approach shall be performed when significant changes apply to the models, assumptions or allocation procedures.

C.3.4 Validation of the CFP systematic approach

The CFP systematic approach shall be validated in terms of correctness and representativeness before being implemented in the development of a specific CFP. The validation should be performed through the development as a pilot test of a CFP for a specific product.

The organization shall conduct internal CFP systematic approach assessments at planned intervals, to ensure its continuous suitability, adequacy and effectiveness.

C.3.5 Use the CFP systematic approach to perform the CFP for any eligible products

The obtained and validated procedures shall be implemented by the organization to achieve the CFP of its products that have the same set of data and allocation procedures.

C.4 Procedure

The procedure shall specify the following aspects:

- a) source and version of PCR adopted;
- b) any additional requirements of the programme operator, where applicable;
- c) specific activities within the CFP systematic approach, such as data collection, CFP quantification, critical review or external CFP verification (if any), maintenance of the CFP validity and representativeness.

Annex D (informative)

Possible procedures for the treatment of recycling in CFP studies

D.1 General

Based on the requirements and guidelines given in ISO 14040 and ISO 14044 and the examples as shown in ISO/TR 14049, this annex presents possible procedures for how to treat recycling in CFP studies. This annex does not preclude alternative procedures for how to treat recycling in CFP studies, provided they are in line with ISO 14040 and ISO 14044.

D.2 Recycling as an allocation issue

ISO 14044:2006, 4.3.4.3.1, states:

“The allocation principles and procedures in 4.3.4.1 and 4.3.4.2 also apply to reuse and recycling situations.

Changes in the inherent properties of materials shall be taken into account. In addition, particularly for the recovery processes between the original and subsequent product system, the system boundary shall be identified and explained, ensuring that the allocation principles are observed as described in 4.3.4.2.”

Furthermore, ISO 14044:2006, 4.3.4.3.2, states:

“However, in these situations, additional elaboration is needed for the following reasons:

- reuse and recycling (as well as composting, energy recovery and other processes that can be assimilated to reuse/recycling) may imply that the inputs and outputs associated with unit processes for extraction and processing of raw material and final disposal of products are to be shared by more than one product system;
- reuse and recycling may change the inherent properties of materials in subsequent use;
- specific care should be taken when defining system boundary with regard to recovery processes.”

This means that recycling is considered as an allocation issue, which might imply that the GHG emissions associated with unit processes for extraction and processing of raw material, and for the final disposal of products, including recycling, are to be shared by more than one product system, i.e. the product system that delivers the recycled material and the subsequent system that uses the recycled material.

D.3 Closed-loop allocation procedure

ISO 14044:2006, 4.3.4.3.3, a), states:

- “a) A closed-loop allocation procedure applies to closed-loop product systems. It also applies to open-loop product systems where no changes occur in the inherent properties of the recycled material. In such cases, the need for allocation is avoided since the use of secondary material displaces the use of virgin (primary) materials.”

This addresses the case of the closed-loop system, where the recycled material is recovered in the end-of-life stage of a product system and is reused for the same product system again. In this case, allocation can be avoided, because the recycled material substitutes the primary material in the same product system.

ISO 14044 states that the closed-loop procedure can also be applied to open-loop product systems, when the recycled material has the same inherent properties as the primary material. In this case, the GHG emissions of the unit processes for the final disposal of products, including recycling, are allocated to the product that delivers the recycled material, but the recycled material that leaves the product system carries a recycling credit that corresponds to the GHG emissions of the relevant primary material acquisition.

If material is lost within the product's life cycle, then the GHG emissions of the production of this lost material from natural resources are completely charged to the product system that delivers the recycled material.

In the case of the closed-loop allocation procedure, the product system under study includes, as end-of-life operations, all processes from the end-of-life product to the recycled material, up to the point where it fulfils the same quality requirements as the primary material that it substitutes. As no further pre-processing of the recycled material is required, all unit processes for the final disposal of products, including recycling, are allocated to the product system that generates the recycled material.

For closed-loop allocation, each GHG emission tied to raw material acquisition and end-of-life operations can be calculated in accordance with [Formula \(D.1\)](#):

$$E_M = E_V + E_{EoL} - R \cdot E_V \quad (D.1)$$

where

- E_M is the GHG emissions tied to raw material acquisition and end-of-life operations;
- E_V is the GHG emissions tied to extracting or producing the raw material needed for the product, from natural resources, as if it were all primary material;
- E_{EoL} is the GHG emissions tied to end-of-life operations (being part of the product system that delivers the recycled material);
- R is the recycling rate of the material;
- $R \cdot E_V$ is the recycling credit.

NOTE This method is equivalent to the closed loop approximation method in the GHG protocol Product Life Cycle Accounting and Reporting Standard[19].

D.4 Open-loop allocation procedure

ISO 14044:2006, 4.3.4.3.3, b), states:

“b) An open-loop allocation procedure applies to open-loop product systems where the material is recycled into other product systems and the material undergoes a change to its inherent properties.”

This means that recycled material, compared with primary material, might have a different chemical composition, a different structure (e.g. length of fibres in recycled paper) or a higher concentration of dissolved impurities.

ISO 14044:2006, 4.3.4.3.4, states:

“The allocation procedures for the shared unit processes mentioned in 4.3.4.3 should use, as the basis for allocation, if feasible, the following order:

- physical properties (e.g. mass);
- economic value (e.g. market value of the scrap material or recycled material in relation to market value of primary material); or

— the number of subsequent uses of the recycled material (see ISO/TR 14049).”

The text that follows is one possible interpretation of the above provisions from ISO 14044:2006.

The “shared unit processes” for the open-loop recycling are the processes for extraction and processing of raw material and the end-of-life operations of products as mentioned in ISO 14044:2006, 4.3.4.3.2 (see [D.2](#)).

As for the GHG, emissions of the unit processes of final disposal/recycling, allocation can be avoided by process subdivision. In practice, such a process subdivision depends on the relevant product and material categories. Further guidance can be found in sector guidance documents and PCR. One possible way of process subdivision is for the GHG emissions tied to final disposal/recycling to be split into a component E_{EoL} charged to the product system under study and a component E_{PP} charged to the product system that uses the recycled material. E_{PP} are the GHG emissions tied to the pre-processing of the recycled material in order to fulfil the quality requirements of the substituted primary material.

The remaining allocation issue is to share the GHG emissions associated with unit processes for extraction and processing of raw material between the system under study and the subsequent systems that use the recycled material. The first step is to try to avoid allocation, e.g. by system expansion. If allocation cannot be avoided, the provisions of ISO 14044:2006, 4.3.4.3.4, apply.

When the first option, allocation based on physical properties, is applied, the choice of a physical parameter needs justification, i.e. a physical relationship between the product system that delivers the recycled material and the (usually unknown) subsequent product system needs to be demonstrated [see ISO 14044:2006, 4.3.4.2, b)].

The option of ISO 14044:2006, 4.3.4.3.4, second bullet, includes the choice of an allocation factor, A , which is determined as the ratio between the global market price of the scrap material or the recycled material and the global market price of the primary material, typically as an average over a longer time period, e.g. five years. This option can be used if such global market prices exist. If the recycled material has the same market value as primary material, then an allocation factor $A = 1$ results, even if the inherent properties differ from those of the primary material. If the recycled material is given away free of charge, then the allocation factor $A = 0$. The application of market value allocation needs justification.

The market value allocation is sometimes difficult to apply because market price ratios might change significantly. The use of different possible ratios in a sensitivity analysis can be helpful.

The number of subsequent uses of the recycled material can be applied for the allocation if this number can be determined and justified. Further guidance is given in ISO/TR 14049.

In the literature, an arbitrary allocation factor, e.g. $A = 0,5$, is sometimes proposed for all materials without further justification. According to ISO 14044, such a factor is justified if the criteria for allocation mentioned in ISO 14044 (e.g. physical properties, economic value, number of subsequent uses) are neither feasible nor applicable.

When a product consists of 100 % primary material, then, in the case of open-loop recycling, the GHG emissions related to raw material acquisition and end-of-life operations can be calculated in accordance with [Formula \(D.2\)](#):

$$E_M = E_V + E_{EoL} - R \cdot A \cdot E_V \tag{D.2}$$

where

- E_M is the GHG emissions tied to raw material acquisition and end-of-life operations;
- E_V is the GHG emissions tied to extracting or producing all the raw material needed for the product from natural resources;
- E_{EoL} is the GHG emissions tied to end-of-life operations (being part of the product system which delivers recycled material);
- R is the recycling rate;
- A is the allocation factor;
- $R \cdot A \cdot E_V$ is the recycling credit.

In the case of $A = 0$, i.e. complete down-cycling, no recycling credit is given.

When recycled material enters a product system, it carries an environmental burden if a recycling credit has previously been given to the product system where the recycled material comes from [see [Formulae \(D.1\)](#) and [\(D.2\)](#) regarding recycling credit].

When a product consists of 100 % recycled material, then, in the case of open-loop recycling, the GHG emissions related to raw material acquisition and end-of-life operations can be calculated in accordance with [Formula \(D.3\)](#) or [Formula \(D.4\)](#):

$$E_M = E_V \cdot A + E_{PP} + E_{EoL} - R \cdot A \cdot E_V \quad (D.3)$$

$$E_M = E_{PP} + E_{EoL} + (1 - R) \cdot A \cdot E_V \quad (D.4)$$

where E_{PP} are the GHG emissions tied to pre-processing of the recycled material in order to fulfil the quality requirements of the substituted primary material.

When a product consists of both primary and recycled material, then, in the case of open-loop recycling, the GHG emissions related to raw material acquisition and end-of-life operations can be calculated in accordance with [Formula \(D.5\)](#) or [Formula \(D.6\)](#):

$$E_M = C \cdot A \cdot E_V + C \cdot E_{PP} + (1 - C) \cdot E_V + E_{EoL} - R \cdot A \cdot E_V \quad (D.5)$$

or

$$E_M = C \cdot E_{PP} + (1 - C) \cdot E_V + E_{EoL} + (C - R) \cdot A \cdot E_V \quad (D.6)$$

where C is the recycled content of the product.

[Formula \(D.3\)/Formula \(D.4\)](#) and [Formula \(D.5\)/Formula \(D.6\)](#) only apply if the allocation factor for the recycled material that enters the product system is identical with the allocation factor of the recycled material that leaves the product system. Otherwise, the calculation needs to be extended, using two different allocation factors.

Annex E (informative)

Guidance on quantifying GHG emissions and removals for agricultural and forestry products

E.1 General

This annex is intended to assist users of this document to quantify GHG emissions and removals related to the product systems of agricultural and forestry products. Agriculture involves the production of crops, livestock, poultry, fungi, insects for food, feed, fibre, pharmaceuticals, bioenergy and other products. Forestry involves management of forests to produce pulp, solid wood and other products derived from biomass.

NOTE Biomass-derived products are also known as bio-based products.

The use of land to produce agricultural and forestry products results in GHG emissions and removals. The following are examples of activities that result in GHG emissions and removals:

- raising livestock;
- manure management;
- application of synthetic fertilizer, organic amendments, lime to soils;
- drainage of soils;
- open burning of biomass residues;
- weed management;
- land clearing;
- afforestation;
- land preparation for crop and forest establishment;
- thinning, pruning and harvesting forests;
- establishment and maintenance of farm and forest roads.

Sources of non-CO₂ GHG emissions can include:

- enteric fermentation (CH₄);
- application of mineral and organic nitrogen-containing fertilizers (N₂O);
- manure handling and application (CH₄) and (N₂O);
- rice cultivation (CH₄).

Other relevant biogenic GHG emissions and removals include the CO₂ emissions and removals from biomass and soil.

E.2 Assigning biogenic GHG emissions and removals from land use change and land use to products

NOTE See [6.4.9.2](#), [6.4.9.5](#) and [6.4.9.6](#).

E.2.1 General

Carbon stocks represent the quantity of carbon stored in different pools, including the soil organic matter, above- and below-ground biomass, dead organic matter, and harvested wood products. By definition, an increase in carbon stocks is a biogenic CO₂ removal and a decrease in carbon stocks is a biogenic CO₂ emission. The net change in carbon stock within a biogenic carbon pool corresponds with the sum of CO₂ emissions to and removals from the atmosphere. Changes in biomass carbon stocks can also result from the physical or chemical transfer of biogenic carbon from one pool to another.

Variations in management of land can have ongoing influence on carbon stocks for decades, until a new equilibrium soil carbon level is reached.

EXAMPLE Tillage frequency and crop residue management are examples of management of land.

Land use changes, such as land clearing can result in large pulses of emissions.

Biogenic GHG emissions and removals due to land use and dLUC, whether occurring as a pulse or a gradual change, are divided amongst the products produced over a specified period.

Typically, carbon stock changes are distributed linearly over a specified time period. The appropriate time period can be the length of the average rotation period for harvested wood products, the lifetime of the product, project or processing plant, or duration defined in a programme under which the CFP information is supplied, or the default time horizon for LUC emission and removals in national GHG inventories submitted to the United Nations Framework Convention on Climate Change (UNFCCC). Wood from forest land that remains forest land has zero emissions from LUC. Forest land remains forest land, if regrown after harvest. The cycle of forest growth, harvest and regrowth is not LUC.

Land use will result in zero net CO₂ emissions if the average carbon stock in biomass and soil at the landscape level does not change over time.

If soil carbon stock change is quantified by repeated measurement, the same soil depth should be used, except where changes in management of land are likely to change the soil bulk density, in which case soil carbon stock should be calculated for equivalent soil mass.

E.2.2 Reference land use

NOTE See [6.4.9.5](#) and [6.4.9.6](#).

The reference land use can be:

- a) “business-as-usual”: continuation of current practice based on historic data, considering a time period that is similar in extent and conditions to the time period selected for analysis;
- b) projected future: projecting future changes using, e.g. knowledge of changing underlying drivers for land use and land use change, relative to business-as-usual, such as anticipated changes in intensity of production, technology or other relevant variables;
- c) target: reference land use based on, e.g. policy targets for land use;
- d) potential natural regeneration: vegetation that would potentially become established in the absence of human activity;
- e) historic baseline: using land use patterns at a specific point in time as the reference land use.

The choice of reference land use should be based on the goal and scope of the study and should be documented and justified.

The description of a reference land use can rely on understanding of past trends and natural variability, as well as projections of the future with and without the product system. The choice of the reference land use has implications for the level of uncertainty.

E.3 Biogenic carbon storage in products

NOTE See [6.4.9.3](#).

Most agricultural food products, including grains, fruits, vegetables, livestock, poultry and related products, are short-lived and consumed soon after production. On the other hand, some products have the potential to store carbon for longer periods of time, such as wood or other biomass-derived construction products. For all products, GHG emissions and removals are included as if released or removed at the beginning of the assessment period.

This document also permits a supplementary calculation that acknowledges the impact of biogenic carbon storage in products due to the effect of timing (see [6.4.8](#)). Several methodological approaches have been proposed to address delayed emissions resulting from temporary carbon storage in the quantification of the CFP or the partial CFP, for example, approaches based on discounting or time-dependent characterization factors. Such calculations are not part of the quantification of the CFP or the partial CFP but may be documented separately in the CFP study report.

In the case of products from biomass, carbon storage is calculated as carbon removal during plant growth and subsequent emission if the biogenic carbon is released in the use or end-of-life stages. If carbon removal from the atmosphere is included within the system boundary, the flows of biogenic carbon into and out of biomass-derived materials that are combusted as the end-of-life scenario will result in zero net contribution to the CFP, except for any portion of biogenic carbon converted to CH₄. If the product is reused or recycled as the end-of-life scenario, this can also result in zero net contribution to the CFP, when biogenic carbon flows are transferred to subsequent product systems.

Bibliography

Referenced documents

- [1] ISO 10381 (all parts), *Soil quality — Sampling*
- [2] ISO 14001:2015, *Environmental management systems — Requirements with guidance for use*
- [3] ISO 14021:2016, *Environmental labels and declarations — Self-declared environmental claims (Type II environmental labelling)*
- [4] ISO 14025:2006, *Environmental labels and declarations — Type III environmental declarations — Principles and procedures*
- [5] ISO 14026:2017, *Environmental labels and declarations — Principles, requirements and guidelines for communication of footprint information*
- [6] ISO 14040:2006, *Environmental management — Life cycle assessment — Principles and framework*
- [7] ISO/TR 14049, *Environmental management — Life cycle assessment — Illustrative examples on how to apply ISO 14044 to goal and scope definition and inventory analysis*
- [8] ISO/TR 14062:2002, *Environmental management — Integrating environmental aspects into product design and development*
- [9] ISO 14064-1:2006, *Greenhouse gases — Part 1: Specification with guidance at the organization level for quantification and reporting of greenhouse gas emissions and removals*
- [10] ISO 14064-2, *Greenhouse gases — Part 2: Specification with guidance at the project level for quantification, monitoring and reporting of greenhouse gas emission reductions or removal enhancements*
- [11] ISO 14064-3, *Greenhouse gases — Part 3: Specification with guidance for the validation and verification of greenhouse gas assertions*
- [12] ISO 14066, *Greenhouse gases — Competence requirements for greenhouse gas validation teams and verification teams*
- [13] ISO/TR 14069, *Greenhouse gases — Quantification and reporting of greenhouse gas emissions for organizations — Guidance for the application of ISO 14064-1*
- [14] ISO 15686-1:2011, *Buildings and constructed assets — Service life planning — Part 1: General principles and framework*
- [15] ISO 21930:2017, *Sustainability in buildings and civil engineering works — Core rules for environmental product declarations of construction products and services*
- [16] IPCC. *Climate Change 2013: The Physical Science Basis. Contribution of Working Group I to the Fifth Assessment Report of the Intergovernmental Panel on Climate Change*. STOCKER T.F., QIN D., PLATTNER G.-K., TIGNOR M., ALLEN S.K., BOSCHUNG J., NAUELS A., XIA Y., BEX V. and MIDGLEY P.M. (eds.). Cambridge University Press, Cambridge, United Kingdom and New York, NY, USA, 2013, pp 1535
- [17] IPCC. *2006 IPCC Guidelines for National Greenhouse Gas Inventories*. Prepared by the National Greenhouse Gas Inventories Programme. EGGLESTON H.S., BUENDIA L., MIWA K., NGARA T. and TANABE K. (eds). IGES, Japan, 2006
- [18] PENNER J.E., LISTER D.H., GRIGGS D.J., DOKKEN D.J., MCFARLAND M. (eds.) IPCC Special Report on Aviation and the Global Atmosphere: Summary for Policymakers. Intergovernmental Panel on Climate Change, 1999

ISO 14067:2018(E)

- [19] WRI and WBCSD. *Greenhouse Gas Protocol: Product Life Cycle Accounting and Reporting Standard*. World Resources Institute and World Business Council for Sustainable Development, 2011
- [20] UN. Small Island Developing States, 2018. Available from: <https://sustainabledevelopment.un.org/topics/sids/list>

Further reading

- [21] ISO 9000, *Quality management systems — Fundamentals and vocabulary*
- [22] ISO 11771, *Air quality — Determination of time-averaged mass emissions and emission factors — General approach*
- [23] ISO 13065, *Sustainability criteria for bioenergy*
- [24] ISO 14020, *Environmental labels and declarations — General principles*
- [25] ISO 14024, *Environmental labels and declarations — Type I environmental labelling — Principles and procedures*
- [26] ISO/TR 14047, *Environmental management — Life cycle assessment — Illustrative examples on how to apply ISO 14044 to impact assessment situations*
- [27] ISO 14065, *Greenhouse gases — Requirements for greenhouse gas validation and verification bodies for use in accreditation or other forms of recognition*
- [28] ISO 26000, *Guidance on social responsibility*
- [29] PAS 2050, *Specification for the assessment of the life cycle greenhouse gas emissions of goods and services*
- [30] European Commission. Joint Research Centre. Institute for Environment and Sustainability. *International Reference Life Cycle Data System (ILCD) Handbook – General Guide for Life Cycle Assessment – Provisions and Action Steps*. First edition. March 2010. EUR 24378 EN. Luxembourg, Publications Office of the European Union, 2010
- [31] IPCC. *Revised 1996 IPCC Guidelines for National Greenhouse Inventories*. Prepared by HOUGHTON J.T., MEIRA FILHO L.G., LIM B., TRÉANTON K., MAMATY I., BONDUKI Y., GRIGGS D.J., CALLANDER B.A. (Eds). IPCC/OECD/IEA, Paris, France, 1997
- [32] IPCC. *Good Practice Guidance for Land Use, Land-Use Change and Forestry*. Prepared by the National Greenhouse Gas Inventories Programme, PENMAN J., GYTARSKY M., HIRAISHI T., KRUG, T., KRUGER D., PIPATTI R., BUENDIA L., MIWA K., NGARA T., TANABE K., WAGNER F. (Eds). IGES, Japan, 2003
- [33] IPCC. *Good Practice Guidance and Uncertainty Management in National Greenhouse Gas Inventories*. Prepared by the National Greenhouse Gas Inventories Programme, PENMAN J., KRUGER D., GALBALLY I., HIRAISHI T., NYENZI B., EMMANUEL S., BUENDIA L., HOPPAUS R., MARTINSEN T., Meijer J., MIWA K., TANABE K. (Eds). IPCC/OECD/IEA/IGES, Hayama, Japan, 2000
- [34] SOLOMON S., QIN D., MANNING M., CHEN Z., MARQUIS M., AVERYT K.B. et al. (Eds). *Contribution of Working Group 1 to the Fourth Assessment Report of the Intergovernmental Panel on Climate Change*. Cambridge University Press, Cambridge, United Kingdom and New York, NY, USA, 2007

